



NAVARA





THE BEST NAVARA EVER

EXPECT TOUGH, DISCOVER MORE

The all-new, all-capable Nissan Navara is an evolutionary leap in premium all terrain pickup standards, across the board.

Expect unprecedented levels of dynamic styling, luxury interior comfort, the latest in connectivity and all terrain driver safety technology, in a package that honours 85 years of proven LCV heritage. The new Navara dominates on all terrains, with true off-road capability and on-road performance built in Africa for African conditions.

Welcome to the best Navara ever, a pickup built of more.

PERFORMANCE ON DEMAND

THE POWER TO KEEP PUSHING FORWARD

The all-new Navara combines horse power and brain power in a way that gives you the confidence to conquer all rugged terrains, as well as the city streets and wide open roads. Purpose built for unique and unforgiving African conditions, this boldly styled and technologically advanced pickup arrives fully loaded with features to keep you and your loved ones connected, safe and comfortable, no matter where the road takes you.



2.5L MULTIPOINT MANIFOLD INJECTION PETROL ENGINE

Combined with a 6-speed manual transmission, the options of either a mid or high-power output petrol engine guarantees that you have all the power to load, haul or cruise when you need it most.

Mid Output

| | |
|----------------------|-----------------------|
| <small>POWER</small> | <small>TORQUE</small> |
| 118kW | 233Nm |

High Output

| | |
|----------------------|-----------------------|
| <small>POWER</small> | <small>TORQUE</small> |
| 125kW | 244Nm |



ULTRA-LOW NVH

Improvements in Noise, Vibration and Harshness translate into a noticeably smoother and more refined on-road driving experience.



VEHICLE DYNAMIC CONTROL (VDC)*

Seven Sensors in the Navara monitor driver inputs and vehicle motion, gently aiding the vehicle's ability to stay on the driver's intended path. Vehicle Dynamic Control helps control and limit both understeer and oversteer, maintains optimum traction and even applies brake pressure to reduce wheel slip on loose road surfaces.



ELECTRONIC BRAKE FORCE DISTRIBUTION (EBD) WITH BRAKING ASSIST (BA)

Reduce stopping distances in emergencies by up to 15% with Braking Assist. The Navara detects panic braking and automatically increases pedal pressure for confident, controlled braking to avoid collisions at high speed.



TRAILER STABILITY ASSIST (TSA)*

New to the Nissan Range and standard across all models, TSA inspires towing confidence by detecting any instability, sway or "fishtailing" in the trailer while driving and quickly brings the trailer back into a safe axis.

*AVAILABLE ON SELECTED MODELS.

ROCK SOLID OFF-ROAD CAPABILITY

ANY TERRAIN. ANY TIME.

Take on the most challenging environments that Africa has to offer with ultimate confidence. The latest in electronic driver technology meets decades of hardworking Nissan pickup heritage to create the toughest Navara ever, purpose built to conquer and built to last. The all-new Navara merges capability and sophistication for you to cruise rolling dunes, tackle river crossings with ease or navigate an extreme rocky trail with rock solid confidence.



ON THE FLY 4X4*

Easily shift from 2WD to 4 High thanks to the Navara's On The Fly 4X4 system. Whether it's 4WD High you need for a bit of light off-roading, or 4WD Low for navigating obstacles, deep sand, snow, or mud it's an easy switch. For every day driving, 2WD mode helps keep your trip more fuel-efficient.



HILL DESCENT CONTROL (HDC)*

Hill Descent Control makes going down steep gradients manageable by automatically adjusting your speed and brake pressure to help keep you safely in control, at a constant speed.



HILL START ASSIST (HSA)*

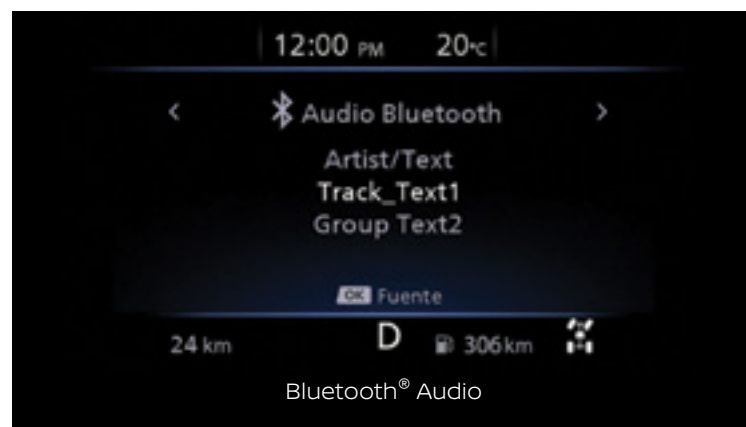
It's never an uphill battle with Hill Start Assist to prevent from rolling backwards on steep inclines.

*AVAILABLE ON SELECTED MODELS.



BRAKE LIMITED SLIP DIFFERENTIAL (B-LSD)*

Whenever it senses a wheel beginning to slip, the all-new Navara's Brake Limited Slip Differential system automatically brakes the slipping wheel and sends additional power to the wheels with the most traction, giving you better performance.



KNOWLEDGE IS POWER

ADVANCED DRIVER-ASSIST DISPLAY*

It's easy to be in control of the situation with Navara's Advanced Drive-Assist Display. Helping to keep your eyes on the road with less distraction means you're focused and relaxed, whether you're off the beaten track or negotiating city traffic. Navara's ultra-clear 7-inch Advanced Drive-Assist Display puts key information right where you'll want it. With a quick glance down, you have info on everything from music to key driver aid alerts.

*AVAILABLE ON SELECTED MODELS.



INTELLIGENT INTEGRATION

TECH TO CONNECT WITH INTUITIVE INFOTAINMENT

Seamlessly integrate your digital life with the best Navara ever and bring your world on the road with you, wherever you go.

8-INCH TOUCH-SCREEN INFOTAINMENT*

Navara PRO-4X and LE Plus Grade models are equipped with an 8-inch touch-screen display vehicle infotainment.



Equipped with **Siri**®, **Apple CarPlay***** brings on board your contacts, favorite audio apps, **Apple Maps**® and more.

The driver can use the steering wheel controls to adjust volume and toggle through screens.

- **Apple CarPlay**® can be used by connecting the lightning cable at one of the USB ports to the iPhone.
- The driver can instantly see all the compatible apps on the display screen such as maps, music and podcasts.
- **Apple CarPlay**® is Plug and Play, which means no additional software is required for your iPhone and all updates reflect in real time for greater convenience.



Helps the driver Navigate, Communicate and entertain in the vehicle.

- **Android Auto**™** automatically provides drivers useful information like suggested destinations, upcoming appointments and weather conditions.
- **Google Maps**** and **Waze**** allows the driver to get real time alerts of traffic conditions, best routes and even petrol stations on the selected route. The hands-free tech gives voice-guided navigation, live traffic information, lane guidance, and warnings to the driver.
- With on-demand access to 40 million songs, **Google Play Music** allows you to stream virtually endless music and podcasts on the road.
- **Google Assistant** can read your messages out loud and you can write back by talking. From making calls to using chat apps with just your voice, **Android Auto**™ makes driving less distracting.

*AVAILABLE ON SELECTED MODELS.

**APPLE CARPLAY®, ANDROID AUTO™, GOOGLE MAPS AND WAZE FUNCTIONALITY IS COUNTRY DEPENDANT. CHECK LOCAL MARKET FOR ACTIVATION.

FIRST CLASS FOR ALL

IMPRESSIVE FROM EVERY SEAT

Everyone wins in the all-new Navara. Rear seats provide improved comfort for rear passengers. Higher seat cushions increase the leg room while a rear center armrest with built-in cup holder storage for a mobile phone, add thoughtful conveniences to the comfort. The Navara features rear seat air conditioning ducts and an easy access USB port for the ultimate back seat driver experience.

NOISE
REDUCING
ACOUSTIC
GLASS

FATIGUE
REDUCING
FRONT SEATS

COMFORT
REAR SEATING
CUSHIONS

8-WAY POWER
ADJUSTABLE
DRIVERS SEAT
(LE Plus & PRO-4X)

REAR PASSENGER
AIR-CONDITIONER
DUCTS



Automatic Climate Control Create your ideal climate under any African conditions with Dual Zone Climate Control (PRO-4X and LE Model).



BEYOND PREMIUM

WORLD CLASS INTERIOR COMFORT

With this much comfort and style, you'll never want to leave. Whether you're clocking up the miles on a long road trip with the family, or doing the every day office city commute, experience perfectly premium in the all-new Nissan Navara. Attention to detail abound with upscale accommodations of unique interior trim, special orange-accented logos and stitching of the PRO-4X logo and anodised black panels. Feel relaxed and protected thanks to noise dampening materials in the windshield, dashboard console and floor. Fatigue-reducing Zero Gravity front seats with leather, complete an SUV-like cabin in a pickup, like never before.

Available in Manual transmission only.



PRACTICAL AND PREMIUM

STEP INTO A CABIN OPTIMIZED FOR CONVENIENCE

Form meets function as you discover how the Navara cabin has been thoughtfully planned out to seamlessly integrate into every moment; be it for work, play or leisure. Generous storage areas, sunglass stowing, an oversized glove box and multiple charging points make the all-New Navara the perfect companion for everyday life.

Available in Manual transmission only.

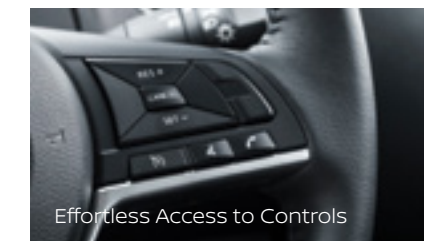


Oversized Practical Storage

CLEVER COMPARTMENTS

FLEXIBILITY OUT OF THE ORDINARY

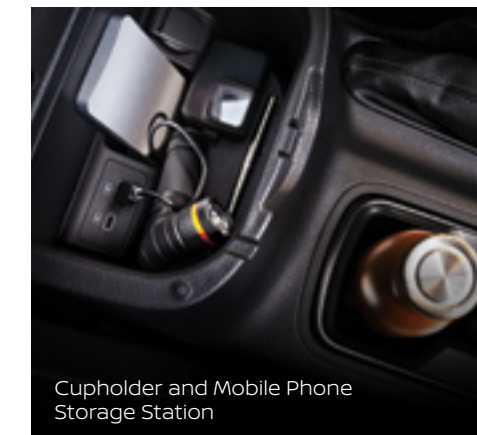
Navara maximises storage inside and out. The rear seats feature secure under-seat storage and boast the ability to remain conveniently flipped up to help transport taller items.




Effortless Access to Controls



Automatically
Dimming Rear View Mirror*



Cupholder and Mobile Phone
Storage Station



Power Sources In Abundance



Large Door Pockets Access

*AVAILABLE ON SELECTED MODELS.



AVM WITH OFF-ROAD MODE

On rough terrain, Navara's Intelligent Around View Monitor becomes your extra set of eyes. With a specialized Off-Road Mode activated at slow speeds in 4 LO mode, this advanced driver technology gives you a crystal clear view of the surrounding terrain as you navigate confidently and boldly across any surface type.



AVM WITH MOD

Navara's intelligent cameras are also able to detect moving objects around the vehicle, making it easier and safer to park in tight spaces. Moving Object Detection (MOD) alerts the driver through audible and visual information by displaying a yellow frame where a moving object has been detected, inspiring total driver confidence around every corner.



LEADING DRIVE ANGLES

Generous ground clearance and a wading depth of 600mm means you can keep going when the terrain gets tough. Designed with a superior approach angle of 33° and a departure angle of 27°, tackle steep conditions with the confidence to keep moving forward.



TRAILER HOOK-UP

Having a 360° view is especially useful when connecting to a trailer. Active guidelines help you place your Navara perfectly every time for the perfect trailer hook-up's, especially when there's no one else around to assist.

A BIRD'S EYE VIEW

AROUND VIEW MONITOR*

Experience confidence in the most confined spaces. Around View Monitor technology makes use of four cameras, giving you a complete composite 360° overhead view of every obstacle in your immediate vicinity. Combine that with Navara's efficient steering angles and take on the most challenging tight parking spaces with ease and confidence every time.



Nissan tackles the everyday situations with innovative engineering. The Navara's steering ratios help when changing direction quickly or manoeuvring through tight parking spaces.

*AVAILABLE ON SELECTED MODELS.



HARDWORKING AND GOOD LOOKING

ALL THE CAPABILITY WITHOUT ANY COMPROMISE

Gone are the days where a choice has to be made between hardworking and good looking. The all-new Navara boasts extensive range model depth, catering for every driver need and requirement, with several model and grade options across the board. The LE Plus Model offers exceptional levels of bold and dynamic styling, with generous levels of premium interior comfort, safety and connectivity technology; without compromising on tough hardworking credentials to tackle the harshest African conditions.




UTILI-TRACK CHANNEL SYSTEM

Work smarter and not harder in the new Nissan Navara. Ideal for securing your cargo, this practical and innovative cargo system consists of two channels running the length of the pickup bed with four heavy-duty cleats. Position and move stable tie-down points anywhere along the load bed walls for maximum flexibility.



UPGRADED STRENGTH

Special focus has been placed on towing and payload, so the new Navara features a stronger rear axle to allow for heavier loads with even more confidence. To accommodate the more powerful engine plus greater towing and payload capabilities, the rear brake size has been increased to reduce fade and provide more balanced stopping power.



A World Class Cabin

THE PERFECT BALANCE

HAVE IT ALL IN THE NAVARA LE PLUS MODEL

The all-new stylish Navara LE Plus Model arrives with a bold new masculine design that commands attention everywhere you go. This overachieving all-rounder offers chrome finishes, signature C-Shaped Boomerang Style LED headlamps and 18-inch wheels. Whether you are heading out to a special occasion with friends or family, or leaving the city for an off-road adventure - you are guaranteed to show up in style and get the job done every time.

LOAD BOX FLOOR LENGTH

1 509mm

LOAD BOX FLOOR WIDTH

1 560mm

TAIL GATE OPENING

1 358mm



THE PERFECT BALANCE

PRACTICALITY MEETS COMFORT IN THE NAVARA SE PLUS MODEL

The Navara SE Plus Model arrives as the overachieving all-rounder, offering surprising levels cabin comfort, safety features and technology to connect you to your world around you, in a stylish package built for hardworking African conditions.

RAISE THE BAR


ENJOY MORE FEATURES IN A PICKUP READY TO WORK

The purpose-built SE Plus Model* offers exceptional levels of bold and dynamic exterior styling, with generous levels of practical interior comfort like electric windows, Bluetooth® radio connectivity and driver safety technology.



A REFINED WORKSPACE

The all-new Navara SE Plus Model offers a cabin workspace environment which boasts levels of comfort beyond the expected. A soft touch steering wheel with multi-function controls, Bluetooth® radio integration and electric windows complete this hardworking, but comfortable package.



BUILT FOR BUSINESS

Special focus has been placed on towing and payload, so the new Navara features a stronger rear axle to allow for heavier loads with even more confidence. To accommodate the more powerful engine plus greater towing and payload capabilities, the rear brake size has been increased to reduce fade and provide more balanced stopping power.



ENGINE POWER

Navara SE Plus Models are powered by a reliable and fuel-efficient petrol engine, paired with an all-new 6 speed manual gearbox to offer low speed torque and high-speed efficiency, wherever the work may take you.



YOUR PARTNER IN BUSINESS

BUILT FOR THE LONG RUN WITH TOTAL SUPPORT

For hard work being done for the long run, every all-new Navara is sold with warranties and guaranteed aftersales support, for total piece of mind. This includes parts, servicing and accessories to keep your Navara XE Plus Model on the road and getting the job done, for longer.

PURPOSE BUILT

A LEGACY OF RELIABILITY YOU CAN TRUST

The all-new Nissan Navara range has more depth and more options than ever before. For true workhorse capability look no further than the XE Plus Model. Bred from legendary Nissan toughness and more than 85 years of proven LCV heritage, the hardworking Navara XE Plus Model exceeds traditional category standards. Expect hard working credentials in a package that's honest and to the point.



READY TO WORK

The Navara XE Plus Model offers impressive category towing and payload figures, as a workhorse that's truly built to do more. Load 1054 kg of payload and haul up to 3.5 tons, under braked towing conditions.



A PRODUCTIVE WORKSPACE

Step into a quieter cabin with minimal vibration and road noise. Experience an ergonomically designed driver cockpit with air-conditioning, power steering and a 6-way driver adjustable front seat. Additional conveniences include USB charging ports, front and rear cup holders as well as storage pockets.



SAFETY FEATURES

In addition to Airbags, Brake Assist and Vehicle Dynamic Control, the all-new Navara XE Plus Model boasts intelligent Trailer Stability Assist and Hill Decent Control for a hard-working pickup that's safer than ever.



COLOURS



White (S) - QM1



Silver (M) - KY0



Techno Grey (M) - KY5



Infinite Black (S) - KH3



Red (S) - AX6



Blue (M) - B16



Warrior Grey (PM) - KBY
Available on PRO-4X only

PRO-2X and PRO-4X models are available in White (S) - QM1, Red (S) - AX6, Infinite Black (S) - KH3, and Warrior Grey (PM) - KBY

TRIMS



CLOTH SEATS (SE Plus and XE* Plus Single Cab Model)
*Grey vinyl option available for XE Single Cab only



BLACK LEATHER SEATS (LE Plus Model)



BLACK LEATHER SEATS (PRO-4X Model)

WHEELS



16" STEEL
(SINGLE CAB)



17" STEEL



17" ALLOY



18" ALLOY
(LE Plus Grade)



17" ALLOY
(PRO-4X)

A PICKUP RANGE BUILT OF MORE AND READY TO WORK

The all-new Nissan Navara combines legendary Japanese technology, designed and built in Africa for Africa. Enjoy more range depth than ever before, with three purpose-built core models to choose from.

THE NEW NAVARA'S EXPANDED RANGE NOW INCLUDES A SINGLE CAB

Designed to suit your functional needs in whatever hardworking industry or business environment you are in, the all-new Nissan Navara now offers a Single Cab XE and XE Plus Model in both petrol and diesel.

Nissan NAVARA **PRO-4X**



| | |
|------------------|--|
| BODY TYPE | • Double Cab |
| SEATING CAPACITY | • 5 |
| ENGINE | • Petrol, Multipoint Manifold Injection, 2488 cc |
| POWER AND TORQUE | • Petrol: 125kW @ 6000 rpm & 244Nm @ 4000 rpm |
| TRANSMISSION | • 6 Speed Manual Transmission |
| WHEELS | • 17" Alloy |
| EXTERIOR | <ul style="list-style-type: none"> • Body Colour Bumpers • Black Coloured Mirrors • Black Grill • Rear Step Bumper • Auto Folding & Electric Adjust Mirrors • Black Door Handles • LED Headlights & Daytime Running Lights & Fog lamps • Roof Rails Black • 2 channel Utili-Track™ System on Load Bed |

- | | |
|--|---|
| <p>INTERIOR AND CONVENIENCE</p> <ul style="list-style-type: none"> • Black Interior • Power Leather Seats • 8-Inch Display Audio (AM/FM+ RDS + USB + BT + Voice Recognition + Apple Carplay® + Andriod Auto™) • 6 Speakers • Cruise Control • Auto Air-Conditioner • Auto Dimming Rear-View Mirror • Intelligent Key with Push Start Button • Power Slide Rear Screen | <p>SAFETY</p> <ul style="list-style-type: none"> • Dual Front, Side, Curtain & Driver Knee Airbags • ABS, EBD, Brake Assist • Vehicle Dynamic Control, Hill Start Assist & Hill Descent Control • Trailer Stability Assist • Around View Monitor & Moving Object Detection • Speed Sensing Door Lock • ISOFIX Child Seat Anchorage |
|--|---|



FEATURES AND SPECIFICATIONS ARE SUBJECT TO CHANGE DEPENDING ON MARKET AND GRADE. PLEASE CONSULT YOUR LOCAL NISSAN DEALERSHIP FOR MORE INFORMATION. AVAILABLE IN MANUAL TRANSMISSION ONLY.

Nissan NAVARA LE Plus



| | |
|------------------|---|
| BODY TYPE | • Double Cab |
| SEATING CAPACITY | • 5 |
| ENGINE | • Petrol, Multipoint Manifold Injection, 2488 cc |
| POWER AND TORQUE | • Petrol: 125kW @ 6000 rpm & 244Nm @ 4000 rpm |
| TRANSMISSION | • 6 Speed Manual Transmission |
| WHEELS | • 18" Alloy |
| EXTERIOR | <ul style="list-style-type: none"> • Body Colour Bumpers • Body Coloured Mirrors • Auto Folding & Electric Adjust Mirrors • Chrome Door Handles • LED Headlights & Daytime Running Lights & Fog Lamps • Roof Rail Silver • 2 Channel Utili-Track™ System on Load Bed |

| | |
|--------------------------|---|
| INTERIOR AND CONVENIENCE | <ul style="list-style-type: none"> • Manual Cloth Seats or Power Leather Seats (Plus model) • 8-Inch Display Audio (AM/FM + RDS + USB + BT + Voice recognition + Apple Carplay® + Andriod Auto™) • 6 Speakers • Cruise Control • Auto Air-Conditioner • Auto Dimming Rear-view Mirror (Plus Models) • Intelligent Key with Push Start Button |
| SAFETY | <ul style="list-style-type: none"> • Dual Front, Side, Curtain & Driver Knee Airbags • ABS, EBD, Brake Assist • Vehicle Dynamic Control, Hill Start Assist & Hill Descent Control • Trailer Stability Assist • Around View Monitor & Moving Object Detection • Speed Sensing Door Lock • ISOFIX Child Seat Anchorage |



Nissan NAVARA SE Plus



| | |
|------------------|--|
| BODY TYPE | • Double Cab |
| SEATING CAPACITY | • 5 |
| ENGINE | • Petrol, Multipoint Manifold Injection, 2488 cc |
| POWER AND TORQUE | • Petrol: 125kW @ 6000 rpm & 244Nm @ 4000 rpm |
| TRANSMISSION | • 6 Speed Manual Transmission |
| WHEELS | • 17" Alloy |
| EXTERIOR | <ul style="list-style-type: none"> • Body Colour Bumpers • Black Grill • Black Coloured Mirrors • Auto Folding & Electric Adjust Mirrors • Black Door Handles • Halogen Headlights • 12V Outlet Inside Load Bed |

| | |
|--------------------------|--|
| INTERIOR AND CONVENIENCE | <ul style="list-style-type: none"> • Manual Cloth Seats • Audio - CD, AM/FM, RDS, Bluetooth Connectivity • Steering Wheel Controls • 4 Speakers • Cruise Control (Plus Models) • Manual Air-Conditioner • Sunglass Holder • Manual Slide Rear Screen • Power Windows • Central Door Lock |
| SAFETY | <ul style="list-style-type: none"> • Dual Front Airbags • Side, Curtain Driver Knee Airbags (Plus Models) • ABS, EBD, Brake Assist • Vehicle Dynamic Control, Hill Start Assist • Hill Descent Control (4X4 Models) • Trailer Stability Assist • Speed Sensing Door Lock • ISOFIX Child Seat Anchorage |



Nissan NAVARA XE Plus



| | |
|------------------|--|
| BODY TYPE | • Double Cab |
| SEATING CAPACITY | • 5 |
| ENGINE | • Petrol, Multipoint Manifold Injection, 2488 cc |
| POWER AND TORQUE | • Petrol: 125kW @ 6000 rpm & 244Nm @ 4000 rpm |
| TRANSMISSION | • 6 Speed Manual Transmission |
| WHEELS | • 17" Steel |
| EXTERIOR | <ul style="list-style-type: none"> • Body Colour Bumpers • Black Grill • Black Coloured Mirrors • Manual Folding & Manual Adjust Mirrors • Black Door Handles • Halogen Headlights • 12V Outlet Inside Load Bed |

| | |
|--------------------------|--|
| INTERIOR AND CONVENIENCE | <ul style="list-style-type: none"> • Manual Cloth Seats • Without Audio Head Unit (With/Pre-Wire) • Rear Seat Armrest with Cup Holders • Manual Air-Conditioner • Manual Slide Rear Screen • Power Windows • Central Door Lock |
| SAFETY | <ul style="list-style-type: none"> • Dual Front Airbags • Side, Curtain Driver Knee Airbags (Plus Models) • ABS, EBD, Brake Assist • Vehicle Dynamic Control, Hill Start Assist • Hill Descent Control (Plus Models) • Trailer Stability Assist • ISOFIX Child Seat Anchorage • Anti-theft system (Immobiliser) • Front Brakes - Ventilated Discs |



Nissan NAVARA XE Plus



| | |
|------------------|---|
| BODY TYPE | • Single Cab |
| SEATING CAPACITY | • 2 |
| ENGINE | • Petrol, Multipoint Manifold Injection, 2488 cc |
| POWER AND TORQUE | • Petrol: 118kW @ 6000 rpm & 233Nm @ 4000 rpm |
| TRANSMISSION | • 6 Speed Manual Transmission |
| WHEELS | • 16" Steel |
| EXTERIOR | <ul style="list-style-type: none"> • Black Bumpers • Black Grill • Black Mirrors • Manual Folding & Manual Adjust Mirrors • Black Door Handles • Halogen Headlights |

| | |
|--------------------------|---|
| INTERIOR AND CONVENIENCE | <ul style="list-style-type: none"> • Manual Cloth Seats (Plus Models) • Front Cup Holders • Front Door Storage Pockets & Bottle Holder • Without Audio Head Unit (With/Pre-Wire) • Manual Air-Conditioner • Fixed Rear Screen • Power Windows • Central Door Lock |
| SAFETY | <ul style="list-style-type: none"> • Dual Front Airbags • Side, Curtain Driver Knee Airbags (Plus Models) • ABS, EBD, Brake Assist • Vehicle Dynamic Control, Hill Start Assist • Hill Descent Control (Plus Models) • Trailer Stability Assist (Plus Models) • Anti-theft system (Immobiliser) • Front Brakes - Ventilated Discs |



Nissan Navara - 4 Wheel Drive

Specifications & Features

| MODEL - Double Cab | | 2.5i XE Plus 4X4 MT | 2.5i SE Plus 4X4 MT |
|---------------------------------------|---------|--|--|
| Applied model code | | 354 | 351 |
| ENGINE | | | |
| Engine | | 2.5i High Output | 2.5i High Output |
| Displacement | cc | 2488 | 2488 |
| Number of Cylinders | | 4 | 4 |
| Bore and Stroke | mm | 89.0 x 100.0 | 89.0 x 100.0 |
| Maximum Power | kW/rpm | 125/6000 | 125/6000 |
| Maximum Torque | Nm/rpm | 244/4000 | 244/4000 |
| Fuel Type | | Petrol | Petrol |
| Fuel Supply | | Multipoint, Manifold Injection | Multipoint, Manifold Injection |
| Fuel Tank Capacity | ℓ | 80 | 80 |
| TRANSMISSION & DRIVE TRAIN | | | |
| Transmission | | 6-Speed Manual | 6-Speed Manual |
| Driven Wheels | | 4WD | 4WD |
| Rear Limited Slip Differential | | Std | Std |
| SUSPENSION | | | |
| Front Suspension | | Independent Double-Wishbone + Stabiliser | Independent Double-Wishbone + Stabiliser |
| Rear Suspension | | Leaf Spring | Leaf Spring |
| WEIGHTS & CAPACITY | | | |
| Gross Combination Mass (GCM) | kg | 4150 | 4150 |
| Gross Vehicle Mass (GVM) | kg | 2750 | 2750 |
| Tare Mass | kg | 2671 | 2671 |
| Min Kerb Weight | kg | 1930 | 1988 |
| Max Kerb Weight | kg | 1937 | 2005 |
| Payload | kg | 987 | 920 |
| Gross Axle Mass (Front - Laden) | kg | 1490 | 1490 |
| Gross Axle Mass (Rear - Laden) | kg | 1785 | 1785 |
| Maximum Towing Capacity Unbraked | kg | 750 | 750 |
| Maximum Towing Capacity Braked | kg | 1588 | 1588 |
| DIMENSIONS | | | |
| Overall Length | mm | 5210 | 5260 |
| Overall Width (Excluding Mirrors) | mm | 1850 | 1850 |
| Overall Height | mm | 1810 | 1810 |
| Wheelbase | mm | 3150 | 3150 |
| Ground Clearance (Rear Axle) | mm | 223 | 223 |
| Front Track | mm | 1570 | 1570 |
| Rear Track | mm | 1570 | 1570 |
| Front Overhang | mm | 885 | 885 |
| Rear Overhang | mm | 1175 | 1175 |
| Turning Circle (Kerb to Kerb) | m | 6,3 | 6,3 |
| Approach Angle | Degrees | 33,0 | 33,0 |
| Departure Angle | Degrees | 27,4 | 24,9 |
| Ramp Break-Over Angle | Degrees | 23,8 | 23,8 |
| Load Box Length - Floor | mm | 1509 | 1509 |
| Load Box Length - Top | mm | 1471 | 1471 |
| Load Box Width - Floor | mm | 1560 | 1560 |
| Load Box Width - Top | mm | 1492 | 1492 |

Nissan Navara - 4 Wheel Drive

Specifications & Features

| 2.5i LE Plus 4X4 MT | | 2.5i PRO-4X 4X4 MT | |
|---------------------------------------|---------|--|--|
| Applied model code | | 357 | 360 |
| ENGINE | | | |
| Engine | | 2.5i High Output | 2.5i High Output |
| Displacement | cc | 2488 | 2488 |
| Number of Cylinders | | 4 | 4 |
| Bore and Stroke | mm | 89.0 x 100.0 | 89.0 x 100.0 |
| Maximum Power | kW/rpm | 125/6000 | 125/6000 |
| Maximum Torque | Nm/rpm | 244/4000 | 244/4000 |
| Fuel Type | | Petrol | Petrol |
| Fuel Supply | | Multipoint, Manifold Injection | Multipoint, Manifold Injection |
| Fuel Tank Capacity | ℓ | 80 | 80 |
| TRANSMISSION & DRIVE TRAIN | | | |
| Transmission | | 6-Speed Manual | 6-Speed Manual |
| Driven Wheels | | 4WD | 4WD |
| Rear Limited Slip Differential | | Std | Std |
| SUSPENSION | | | |
| Front Suspension | | Independent Double-Wishbone + Stabiliser | Independent Double-Wishbone + Stabiliser |
| Rear Suspension | | Leaf Spring | Leaf Spring |
| WEIGHTS & CAPACITY | | | |
| Gross Combination Mass (GCM) | kg | 4150 | 4150 |
| Gross Vehicle Mass (GVM) | kg | 2750 | 2750 |
| Tare Mass | kg | 2671 | 2671 |
| Min Kerb Weight | kg | 1988 | 1988 |
| Max Kerb Weight | kg | 2005 | 2005 |
| Payload | kg | 915 | 915 |
| Gross Axle Mass (Front - Laden) | kg | 1490 | 1490 |
| Gross Axle Mass (Rear - Laden) | kg | 1850 | 1785 |
| Maximum Towing Capacity Unbraked | kg | 750 | 750 |
| Maximum Towing Capacity Braked | kg | 1588 | 1588 |
| DIMENSIONS | | | |
| Overall Length | mm | 5260 | 5260 |
| Overall Width (Excluding Mirrors) | mm | 1850 | 1875 |
| Overall Height | mm | 1840 | 1840 |
| Wheelbase | mm | 3150 | 3150 |
| Ground Clearance (Rear Axle) | mm | 223 | 223 |
| Front Track | mm | 1570 | 1570 |
| Rear Track | mm | 1570 | 1570 |
| Front Overhang | mm | 885 | 885 |
| Rear Overhang | mm | 1225 | 1225 |
| Turning Circle (Kerb to Kerb) | m | 6,3 | 6,3 |
| Approach Angle | Degrees | 33,0 | 33,0 |
| Departure Angle | Degrees | 24,9 | 24,9 |
| Ramp Break-Over Angle | Degrees | 23,8 | 23,8 |
| Load Box Length - Floor | mm | 1509 | 1509 |
| Load Box Length - Top | mm | 1471 | 1471 |
| Load Box Width - Floor | mm | 1560 | 1560 |
| Load Box Width - Top | mm | 1492 | 1492 |

Nissan Navara - 4 Wheel Drive

Specifications & Features

| MODEL - Double Cab | | 2.5 XE Plus 4X4 MT | 2.5 SE Plus 4X4 MT |
|---|----|---------------------------------|------------------------------|
| DIMENSIONS (Continued) | | | |
| Load Box Width - Between Wheel Arches | mm | 1134 | 1134 |
| Load Box Width - Tailgate Opening | mm | 1358 | 1358 |
| Load Box Height | mm | 493-500 | 493-500 |
| Wading Depth | mm | 600 | 600 |
| WHEELS & TYRES | | | |
| Wheel Size and Type | | 17" Steel | 17" Alloy |
| Tyre | | 255/65 R17 AT | 255/65 R17 AT |
| Spare Wheel | | Full Size Steel | Full Size Steel |
| Spare Wheel Lock | | Option | Option |
| EXTERIOR | | | |
| Grill | | Black | Black |
| Front Bumper | | Body Coloured | Body Coloured |
| Rear Bumper | | - | Body Coloured |
| Side Steps | | - | Black |
| Over-Fender | | - | - |
| Roof Rails | | - | - |
| Door Mirror Finish | | Black | Black |
| Door Mirrors | | Manual Adjustment + Manual Fold | Power Adjustment + Auto Fold |
| Door Handles | | Black | Black |
| Front and Rear Mud Flaps | | Std | Std |
| Front Towing Hook | | Std | Std |
| Headlights | | Halogen | Halogen |
| Fog Lights | | - | - |
| Daytime Running Lights | | - | - |
| 2 Channel Utili-Track™ System | | - | - |
| 12V Outlet Inside Load Box | | Std | Std |
| COMFORT & CONVENIENCE | | | |
| Seating Capacity | | 5 | 5 |
| Front Seat Type | | Separate Seat | Separate Seat |
| Driver Seat Adjustment | | 6-Way Manual | 6-Way Manual |
| Passenger Seat Adjustment | | 4-Way Manual | 4-Way Manual |
| Seat Upholstery | | Fabric | Fabric |
| Floor Material | | Carpet | Carpet |
| Front Cup Holders | | 2 | 2 |
| Front Door Storage Pockets and Bottle Holder | | 2 | 2 |
| Rear Door Storage Pockets and Bottle Holder | | 2 | 2 |
| Sunglass Holder | | - | Std |
| Rear Seat Aarmrest with Cup Holders | | Std | Std |
| 12V Outlet Inside Cabin | | 2 | 2 |
| USB Port | | 3 | 3 |
| Air-Conditioning | | Std | Std |
| Rear Air Vents in Centre Console | | Std | Std |
| Power Windows with Driver Auto Up/Down Button | | Std | Std |
| Rear Screen | | Manual Slide | Manual Slide |
| Central Locking | | Std | Std |

Nissan Navara - 4 Wheel Drive

Specifications & Features

| 2.5 LE Plus 4X4 MT | | 2.5 PRO-4X 4X4 MT |
|---|----|------------------------------|
| DIMENSIONS (Continued) | | |
| Load Box Width - Between Wheel Arches | mm | 1134 |
| Load Box Width - Tailgate Opening | mm | 1358 |
| Load Box Height | mm | 493-500 |
| Wading Depth | mm | 600 |
| WHEELS & TYRES | | |
| Wheel Size and Type | | 18" Alloy |
| Tyre | | 255/60 R18 HT |
| Spare Wheel | | Full Size Alloy |
| Spare Wheel Lock | | Option |
| EXTERIOR | | |
| Grill | | Chrome |
| Front Bumper | | Body Coloured |
| Rear Bumper | | Body Coloured |
| Side Steps | | Body Coloured |
| Over-Fender | | Silver |
| Roof Rails | | - |
| Door Mirror Finish | | Silver |
| Door Mirrors | | Body Coloured |
| Door Handles | | Power Adjustment + Auto Fold |
| Front and Rear Mud Flaps | | Chrome |
| Front Towing Hook | | Std |
| Headlights | | Std |
| Fog Lights | | LED + Auto + Follow Me Home |
| Daytime Running Lights | | Std |
| 2 Channel Utili-Track™ System | | Std |
| 12V Outlet Inside Load Box | | Std |
| COMFORT & CONVENIENCE | | |
| Seating Capacity | | 5 |
| Front Seat Type | | Separate Seat |
| Driver Seat Adjustment | | 8-Way Power |
| Passenger Seat Adjustment | | 4-Way Manual |
| Seat Upholstery | | Leather |
| Floor Material | | Carpet |
| Front Cup Holders | | 2 |
| Front Door Storage Pockets and Bottle Holder | | 2 |
| Rear Door Storage Pockets and Bottle Holder | | 2 |
| Sunglass Holder | | Std |
| Rear Seat Aarmrest with Cup Holders | | Std |
| 12V Outlet Inside Cabin | | 2 |
| USB Port | | 3 |
| Air-Conditioning | | Dual Zone AT |
| Rear Air Vents in Centre Console | | Std |
| Power Windows with Driver Auto Up/Down Button | | Std |
| Rear Screen | | Manual Slide |
| Central Locking | | Std |

Nissan Navara - 4 Wheel Drive

Specifications & Features

| MODEL - Double Cab | | 2.5 XE Plus 4X4 MT | 2.5 SE Plus 4X4 MT |
|---|--|-----------------------|-----------------------|
| COMFORT & CONVENIENCE (Continued) | | | |
| Speed Sensing Auto Door Lock | | Std | Std |
| Intelligent Key with Keyless Entry and Push Start Button | | - | - |
| Auto Dimming Rear View Mirror | | - | - |
| AUDIO & CONNECTIVITY | | | |
| Audio - CD, AM/FM, RDS, Bluetooth Connectivity | | - | Std |
| W2DIN Audio (CD + AM + FM) | | - | - |
| Steering Wheel Controls | | - | Std |
| Nissan Connect (with Android Auto™ and Apple Car Play®) | | - | - |
| 8" Touch Screen Display | | - | - |
| SAFETY & SECURITY | | | |
| Driver and Front Passenger Airbags | | Std | Std |
| Side Airbags | | Std | Std |
| Curtain Airbags | | Std | Std |
| Driver Knee Airbag | | Std | Std |
| Front Seat Belts 3-Point ELR with Pre-Tensioner, Load Limiter and Seatbelt Reminder | | Std | Std |
| Rear Seat Belts (3) 3-Point ELR | | Std | Std |
| ISOFIX Child Seat Anchorage | | Std | Std |
| Anti-Theft System (Immobiliser) | | Std | Std |
| Alarm | | - | Std |
| Anti-Lock Braking System (ABS) | | Std | Std |
| Electronic Brake Force Distribution (EBD) | | Std | Std |
| Brake Assist (BA) | | Std | Std |
| Vehicle Dynamic Control (VDC) | | Std | Std |
| Trailer Stability Assist (TSA) | | Std | Std |
| Hill Start Assist (HSA) | | Std | Std |
| Hill Descent Control (HDC) | | Std | Std |
| Around View Monitor with Moving Object Detection | | - | - |
| Reverse Camera and Sensors | | - | - |
| Cruise Control | | - | Std |
| Front Brakes - Ventilated Discs | | Std | Std |
| Rear Brakes - Drum | | Std | Std |
| Windscreen Wipers | | Variable Intermittent | Variable Intermittent |

Nissan Navara - 4 Wheel Drive

Specifications & Features

| 2.5 LE Plus 4X4 MT | | 2.5 PRO-4X 4X4 MT |
|---|-------------------------------------|--|
| COMFORT & CONVENIENCE (Continued) | | COMFORT & CONVENIENCE (Continued) |
| Speed Sensing Auto Door Lock | Std | Std |
| Intelligent Key with Keyless Entry and Push Start Button | Std | Std |
| Auto Dimming Rear View Mirror | Std | Std |
| AUDIO & CONNECTIVITY | | AUDIO & CONNECTIVITY |
| Audio - CD, AM/FM, RDS, Bluetooth Connectivity | Std | Std |
| W2DIN Audio (CD + AM + FM) | - | - |
| Steering Wheel Controls | Std | Std |
| Nissan Connect (with Android Auto™ and Apple Car Play®) | Std | Std |
| 8" Touch Screen Display | Std | Std |
| SAFETY & SECURITY | | SAFETY & SECURITY |
| Driver and Front Passenger Airbags | Std | Std |
| Side Airbags | Std | Std |
| Curtain Airbags | Std | Std |
| Driver Knee Airbag | Std | Std |
| Front Seat Belts 3-Point ELR with Pre-Tensioner, Load Limiter and Seatbelt Reminder | Std | Std |
| Rear Seat Belts (3) 3-Point ELR | Std | Std |
| ISOFIX Child Seat Anchorage | Std | Std |
| Anti-Theft System (Immobiliser) | Std | Std |
| Alarm | Std | Std |
| Anti-Lock Braking System (ABS) | Std | Std |
| Electronic Brake Force Distribution (EBD) | Std | Std |
| Brake Assist (BA) | Std | Std |
| Vehicle Dynamic Control (VDC) | Std | Std |
| Trailer Stability Assist (TSA) | Std | Std |
| Hill Start Assist (HSA) | Std | Std |
| Hill Descent Control (HDC) | Std | Std |
| Around View Monitor with Moving Object Detection | Std | Std |
| Reverse Camera and Sensors | Std | Std |
| Cruise Control | Std | Std |
| Front Brakes - Ventilated Discs | Std | Std |
| Rear Brakes - Drum | Std | Std |
| Windscreen Wipers | Variable Intermittent, Rain Sensing | Variable Intermittent, Rain Sensing |

Nissan Navara - 2 Wheel Drive

Specifications & Features

| MODEL - Double Cab | | 2.5 SE Plus 4X2 MT |
|---------------------------------------|---------|--|
| Applied model code | | 348 |
| ENGINE | | |
| Engine | | 2.5i Low Output |
| Displacement | cc | 2488 |
| Number of Cylinders | | 4 |
| Bore and Stroke | mm | 89.0 x 100.0 |
| Maximum Power | kw/rpm | 118/6000 |
| Maximum Torque | Nm/rpm | 233/4000 |
| Fuel Type | | Petrol |
| Fuel Supply | | Multipoint, Manifold Injection |
| Fuel Tank Capacity | ℓ | 80 |
| TRANSMISSION & DRIVE TRAIN | | |
| Transmission | | 6-Speed Manual |
| Driven Wheels | | 2WD |
| Rear Limited Slip Differential | | Std |
| SUSPENSION | | |
| Front Suspension | | Independent Double-Wishbone + Stabiliser |
| Rear Suspension | | Leaf Spring |
| WEIGHTS & CAPACITY | | |
| Gross Combination Mass (GCM) | kg | 4150 |
| Gross Vehicle Mass (GVM) | kg | 2750 |
| Tare Mass | kg | 2671 |
| Min Kerb Weight | kg | 1862 |
| Max Kerb Weight | kg | 1898 |
| Payload | kg | 1057 |
| Gross Axle Mass (Front - Laden) | kg | 1490 |
| Gross Axle Mass (Rear - Laden) | kg | 1785 |
| Maximum Towing Capacity Unbraked | kg | 750 |
| Maximum Towing Capacity Braked | kg | 1588 |
| DIMENSIONS | | |
| Overall Length | mm | 5260 |
| Overall Width (Excluding Mirrors) | mm | 1850 |
| Overall Height | mm | 1805 |
| Wheelbase | mm | 3150 |
| Ground Clearance (Rear Axle) | mm | 223 |
| Front Track | mm | 1570 |
| Rear Track | mm | 1570 |
| Front Overhang | mm | 885 |
| Rear Overhang | mm | 1225 |
| Turning Circle (Kerb to Kerb) | m | 6,3 |
| Approach Angle | Degrees | 31,8 |
| Departure Angle | Degrees | 25,1 |
| Ramp Break-Over Angle | Degrees | 23,2 |
| Load Box Length - Floor | mm | 1509 |
| Load Box Length - Top | mm | 1471 |
| Load Box Width - Floor | mm | 1560 |
| Load Box Width - Top | mm | 1492 |

Nissan Navara - 2 Wheel Drive

Specifications & Features

| MODEL - Double Cab | | 2.5 SE Plus 4X2 MT |
|---|----|--------------------------------|
| DIMENSIONS (Continued) | | |
| Load Box Width - Between Wheel Arches | mm | 1134 |
| Load Box Width - Tailgate Opening | mm | 1358 |
| Load Box Height | mm | 493-500 |
| Wading Depth | mm | 600 |
| WHEELS & TYRES | | |
| Wheel Size and Type | | 17" Alloy |
| Tyre | | 255/65 R17 AT |
| Spare Wheel | | Full Size Steel |
| Spare Wheel Lock | | Option |
| EXTERIOR | | |
| Grill | | Black |
| Front Bumper | | Body Coloured |
| Rear Bumper | | Body Coloured |
| Side Steps | | Black |
| Over-Fender | | - |
| Roof Rails | | - |
| Door Mirror Finish | | Black |
| Door Mirrors | | Power Adjustment + Manual Fold |
| Door Handles | | Black |
| Front and Rear Mud Flaps | | Std |
| Front Towing Hook | | Std |
| Headlights | | Halogen |
| Fog Lights | | - |
| Daytime Running Lights | | - |
| 2 Channel Utili-Track™ System | | - |
| 12V Outlet Inside Load Box | | Std |
| COMFORT & CONVENIENCE | | |
| Seating Capacity | | 5 |
| Front Seat Type | | Separate Seat |
| Driver Seat Adjustment | | 6-Way Manual |
| Passenger Seat Adjustment | | 4-Way Manual |
| Seat Upholstery | | Fabric |
| Floor Material | | Carpet |
| Front Cup Holders | | 2 |
| Front Door Storage Pockets and Bottle Holder | | 2 |
| Rear Door Storage Pockets and Bottle Holder | | 2 |
| Sunglass Holder | | Std |
| Rear Seat Aarmrest with Cup Holders | | Std |
| 12V Outlet Inside Cabin | | 2 |
| USB Port | | 3 |
| Air-Conditioning | | Std |
| Rear Air Vents in Centre Console | | Std |
| Power Windows with Driver Auto Up/Down Button | | Std |
| Rear Screen | | Manual Slide |
| Central Locking | | Std |
| Speed Sensing Auto Door Lock | | Std |

Nissan Navara - 2 Wheel Drive

Specifications & Features

| MODEL - Double Cab | | 2.5 SE Plus 4X2 MT |
|---|--|-----------------------|
| COMFORT & CONVENIENCE (Continued) | | |
| Intelligent Key with Keyless Entry and Push Start Button | | - |
| Auto Dimming Rear View Mirror | | - |
| AUDIO & CONNECTIVITY | | |
| Audio - CD, AM/FM, RDS, Bluetooth Connectivity | | Std |
| W2DIN Audio (CD + AM + FM) | | - |
| Steering Wheel Controls | | Std |
| Nissan Connect (with Android Auto™ and Apple Car Play®) | | - |
| 8" Touch Screen Display | | - |
| SAFETY & SECURITY | | |
| Driver and Front Passenger Airbags | | Std |
| Side Airbags | | Std |
| Curtain Airbags | | Std |
| Driver Knee Airbag | | Std |
| Front Seat Belts 3-Point ELR with Pre-Tensioner, Load Limiter and Seatbelt Reminder | | Std |
| Rear Seat Belts (3) 3-Point ELR | | Std |
| ISOFIX Child Seat Anchorage | | Std |
| Anti-Theft System (Immobiliser) | | Std |
| Alarm | | Std |
| Anti-Lock Braking System (ABS) | | Std |
| Electronic Brake Force Distribution (EBD) | | Std |
| Brake Assist (BA) | | Std |
| Vehicle Dynamic Control (VDC) | | Std |
| Trailer Stability Assist (TSA) | | Std |
| Hill Start Assist (HSA) | | Std |
| Hill Descent Control (HDC) | | - |
| Around View Monitor with Moving Object Detection | | - |
| Reverse Camera and Sensors | | - |
| Cruise Control | | Std |
| Front Brakes - Ventilated Discs | | Std |
| Rear Brakes - Drum | | Std |
| Windscreen Wipers | | Variable Intermittent |

Nissan Navara - 2 & 4 Wheel Drive

Specifications & Features

| MODEL - Single Cab | | 2.5 XE 4X2 MT | 2.5 XE Plus 4X2 MT |
|---------------------------------------|---------|--|--|
| Applied model code | | 339 | 339 |
| 18-digit code | | ADBALEYD23EHM--D-- | ADBALEYD23EHMJ-D-- |
| ENGINE | | | |
| Engine | | 2.5i Low Output | 2.5i Low Output |
| Displacement | cc | 2488 | 2488 |
| Number of Cylinders | | 4 | 4 |
| Bore and Stroke | mm | 89.0 x 100.0 | 89.0 x 100.0 |
| Maximum Power | kw/rpm | 118/6000 | 118/6000 |
| Maximum Torque | Nm/rpm | 233/4000 | 233/4000 |
| Fuel Type | | Petrol | Petrol |
| Fuel Supply | | Multipoint, Manifold Injection | Multipoint, Manifold Injection |
| Fuel Tank Capacity | ℓ | 80 | 80 |
| TRANSMISSION & DRIVE TRAIN | | | |
| Transmission | | 6-Speed Manual | 6-Speed Manual |
| Driven Wheels | | 2WD | 2WD |
| Rear Limited Slip-Differential | | - | - |
| SUSPENSION | | | |
| Front Suspension | | Independent Double-Wishbone + Stabiliser | Independent Double-Wishbone + Stabiliser |
| Rear Suspension | | Leaf Spring | Leaf Spring |
| WEIGHTS & CAPACITY | | | |
| Gross Combination Mass (GCM) | kg | 4150 | 4150 |
| Gross Vehicle Mass (GVM) | kg | 2740 | 2740 |
| Tare Mass | kg | 1603 | 1603 |
| Payload | kg | 1065 | 1065 |
| Gross axle mass (front - laden) | kg | 1320 | 1320 |
| Gross axle mass (rear - laden) | kg | 1685 | 1685 |
| Maximum towing capacity unbraked | kg | 750 | 750 |
| Maximum towing capacity braked | kg | 1588 | 1588 |
| DIMENSIONS | | | |
| Overall Length | mm | 5235 | 5235 |
| Overall Width (Excluding Mirrors) | mm | 1790 | 1790 |
| Overall Height | mm | 1755 | 1755 |
| Wheelbase | mm | 3150 | 3150 |
| Ground Clearance (Rear Axle) | mm | 214 | 214 |
| Front Track | mm | 1550 | 1550 |
| Rear Track | mm | 1550 | 1550 |
| Front Overhang | mm | 885 | 885 |
| Rear Overhang | mm | 1200 | 1200 |
| Turning Circle (Kerb to Kerb) | m | 6,0 | 6,0 |
| Approach Angle | Degrees | 30,7 | 30,7 |
| Departure Angle | Degrees | 26,6 | 26,6 |
| Ramp Break-Over Angle | Degrees | 22,2 | 22,2 |
| Load Box Length - Floor | mm | 2353 | 2353 |
| Load Box Length - Top | mm | 2311 | 2311 |
| Load Box Width - Floor | mm | 1560 | 1560 |
| Load Box Width - Top | mm | 1552 | 1552 |
| Load Box Width - Between Wheel Arches | mm | 1134 | 1134 |

Nissan Navara - 2 & 4 Wheel Drive

Specifications & Features

| MODEL - Single Cab | | 2.5 XE 4X2 MT | 2.5 XE Plus 4X2 MT |
|---|----|--------------------------|-------------------------|
| DIMENSIONS (Continued) | | | |
| Load Box Width - Tailgate Opening | mm | 1360 | 1360 |
| Load Box Height | mm | 472 | 472 |
| Wading Depth | mm | 600 | 600 |
| WHEELS & TYRES | | | |
| Wheel Size and Type | | 16" Steel | 16" Steel |
| Tyre | | 205/R16 AT | 205/R16 AT |
| Spare Wheel | | Full Size Steel | Full Size Steel |
| Spare Wheel Lock | | Option | Option |
| EXTERIOR | | | |
| Grill | | Black | Black |
| Front Bumper | | Black | Black |
| Side-Door Mirror Finish | | Black | Black |
| Side-Door Mirrors | | Manual Adjustment + Fold | Power Adjustment + Fold |
| External Door Handles | | Black | Black |
| Front and Rear Mud Flaps | | Std | Std |
| Front Towing Hook | | Std | Std |
| Headlights | | Halogen | Halogen |
| Fog Lights | | - | - |
| COMFORT & CONVENIENCE | | | |
| Seating Capacity | | 2 | 2 |
| Front Seat Type | | Separate seat | Separate seat |
| Driver Seat Adjustment | | 4-Way Manual | 6-Way Manual |
| Passenger Seat Adjustment | | 2-Way Manual | 4-Way Manual |
| Seat Upholstery | | PVC | Fabric |
| Floor Material | | Vinyl | Carpet |
| Front Cup Holders | | 2 | 2 |
| Front Door Storage Pockets and Bottle Holder | | 2 | 2 |
| Sunglass Holder | | - | - |
| 12V Outlet Inside Cabin | | 1 | 2 |
| USB Port | | - | - |
| Air-Conditioning | | Std | Std |
| Power windows with driver auto up/down button | | Std | Std |
| Rear screen | | Fixed | Fixed |
| Central locking | | Std | Std |
| Speed sensing auto door lock | | Std | Std |
| Manual dimming rear view mirror | | Std | Std |
| AUDIO & CONNECTIVITY | | | |
| Without Audio Head Unit (With Pre-Wire) | | Std | Std |

Nissan Navara - 2 & 4 Wheel Drive

Specifications & Features

| MODEL - Single Cab | | 2.5 XE 4X2 MT | 2.5 XE Plus 4X2 MT |
|---|--|-----------------------|-----------------------|
| SAFETY & SECURITY | | | |
| Driver and Front Passenger Airbags | | Std | Std |
| Side Airbags | | - | Std |
| Curtain Airbags | | - | Std |
| Driver Knee Airbag | | - | Std |
| Front Seat Belts 3-Point ELR with Pre-Tensioner, Load Limiter and Seatbelt Reminder | | Std | Std |
| ISOFIX Child Seat Anchorage | | - | - |
| Immobiliser | | Std | Std |
| Alarm | | - | - |
| Anti-Lock Braking System (ABS) | | Std | Std |
| Electronic Brake Force Distribution (EBD) | | Std | Std |
| Brake Assist (BA) | | Std | Std |
| Vehicle Dynamic Control (VDC) | | - | Std |
| Trailer Stability Assist (TSA) | | - | Std |
| Hill Start Assist (HSA) | | - | Std |
| Hill Descent Control (HDC) | | - | - |
| Front Brakes - Ventilated Discs | | Std | Std |
| Rear Brakes - Drum | | Std | Std |
| Windscreen Wipers | | Variable Intermittent | Variable Intermittent |
| Central Locking | | Std | Std |

FEATURES AND SPECIFICATIONS ARE SUBJECT TO CHANGE DEPENDING ON MARKET AND GRADE. PLEASE CONSULT YOUR LOCAL NISSAN DEALERSHIP FOR MORE INFORMATION.

NISSAN AFTERSALES OUR PROMISE. YOUR EXPERIENCE

AT NISSAN WE KEEP OUR PROMISES AND TAKE CARE OF OUR FAMILY

Servicing and repairing your Nissan at an authorised Nissan dealership is the way to go. Our Nissan technicians are highly trained specialists that know your Nissan better than anyone. They will use Genuine Nissan Parts, Genuine Nissan Accessories to ensure quality, reliability and to keep your vehicle performing to optimum standards. Nissan aims to keep you and your vehicle on the road with total peace of mind - for as long as possible. That is the Nissan Aftersales commitment.

Nissan's commitment to quality: To provide all customers with a consistently high level of quality, Nissan applies the same standards worldwide, to ensure that all Nissan owners enjoy peace of mind for the lives of their vehicles. The approach is based on quality from the customer's perspective on three key elements: First, the expectation of a smooth driving experience with complete peace of mind. Second, the intangible appeal of a vehicle, its power to captivate and excite, with features that capture attention and imagination. Third, the level of attentiveness and service during the sales process, and long after the sale is concluded.

Legal notice: Every effort has been made to ensure that the contents of this brochure is correct at the time of going to print (May 2023). This brochure may be produced featuring prototype or accessorised vehicles exhibited at motorshows and in accordance with the company's policy of continuously improving its products. Nissan South Africa reserves the right to change the specifications and the vehicles described and shown in this brochure at any time. Nissan dealers will be informed of any such modifications as quickly as possible. Please check with your local Nissan dealer to receive the most up-to-date information. Due to the limitations of the printing process used, the colours shown in this brochure may differ slightly from the actual colours of the paint and interior trim material used. All rights reserved. Reproduction in whole or part of this brochure without the written permission from Nissan is forbidden.



Nissan's commitment to the environment

Nissan's environmental philosophy embraces people, vehicles and nature. In the pursuit of a sustainable mobile society, the Nissan Green Program aims to reduce the environmental impact of Nissan vehicles at every stage of the vehicle life cycle, while corporate activities address environmental challenges.

