



NAVARA





THE BEST NAVARA EVER

EXPECT TOUGH, DISCOVER MORE

The all-new, all-capable Nissan Navara is an evolutionary leap in premium all terrain pickup standards, across the board.

Expect unprecedented levels of dynamic styling, luxury interior comfort, the latest in connectivity and all terrain driver safety technology, in a package that honours 85 years of proven LCV heritage. The new Navara dominates on all terrains, with true off-road capability and on-road performance built in Africa for African conditions.

Welcome to the best Navara ever, a pickup built of more.

PERFORMANCE ON DEMAND

THE POWER TO KEEP PUSHING FORWARD

The all-new Navara combines horse power and brain power in a way that gives you the confidence to conquer all rugged terrains, as well as the city streets and wide open roads. Purpose built for unique and unforgiving African conditions, this boldly styled and technologically advanced pickup arrives fully loaded with features to keep you and your loved ones connected, safe and comfortable, no matter where the road takes you.



2.5L MULTIPOINT MANIFOLD INJECTION PETROL ENGINE

Combined with a 6-speed manual transmission, the options of either a mid or high-power output petrol engine guarantees that you have all the power to load, haul or cruise when you need it most.

Mid Output

POWER

118kW

TORQUE

233Nm

High Output

POWER

125kW

TORQUE

244Nm



ULTRA-LOW NVH

Improvements in Noise, Vibration and Harshness translate into a noticeably smoother and more refined on-road driving experience.



VEHICLE DYNAMIC CONTROL (VDC)*

Seven Sensors in the Navara monitor driver inputs and vehicle motion, gently aiding the vehicle's ability to stay on the driver's intended path. Vehicle Dynamic Control helps control and limit both understeer and oversteer, maintains optimum traction and even applies brake pressure to reduce wheel slip on loose road surfaces.

*AVAILABLE ON SELECTED MODELS.



ELECTRONIC BRAKE FORCE DISTRIBUTION (EBD) WITH BRAKING ASSIST (BA)

Reduce stopping distances in emergencies by up to 15% with Braking Assist. The Navara detects panic braking and automatically increases pedal pressure for confident, controlled braking to avoid collisions at high speed.



TRAILER STABILITY ASSIST (TSA)*

New to the Nissan Range and standard across all models, TSA inspires towing confidence by detecting any instability, sway or "fishtailing" in the trailer while driving and quickly brings the trailer back into a safe axis.



ROCK SOLID OFF-ROAD CAPABILITY

ANY TERRAIN. ANY TIME.

Take on the most challenging environments that Africa has to offer with ultimate confidence. The latest in electronic driver technology meets decades of hardworking Nissan pickup heritage to create the toughest Navara ever, purpose built to conquer and built to last. The all-new Navara merges capability and sophistication for you to cruise rolling dunes, tackle river crossings with ease or navigate an extreme rocky trail with rock solid confidence.



ON THE FLY 4X4*

Easily shift from 2WD to 4 High thanks to the Navara's On The Fly 4X4 system. Whether it's 4WD High you need for a bit of light off-roading, or 4WD Low for navigating obstacles, deep sand, snow, or mud it's an easy switch. For every day driving, 2WD mode helps keep your trip more fuel-efficient.



HILL DESCENT CONTROL (HDC)*

Hill Descent Control makes going down steep gradients manageable by automatically adjusting your speed and brake pressure to help keep you safely in control, at a constant speed.



HILL START ASSIST (HSA)*

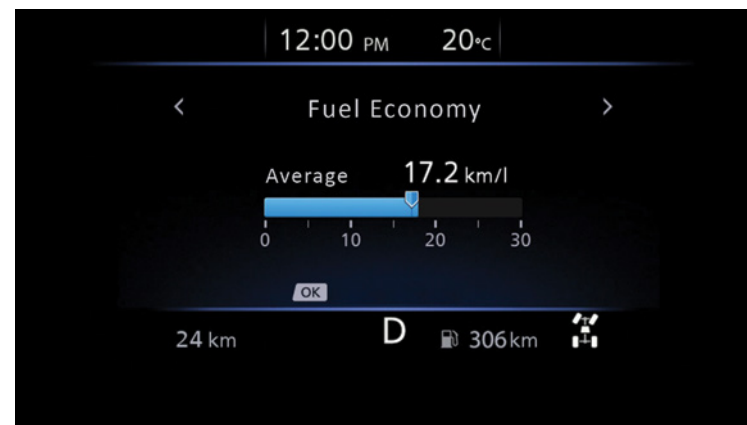
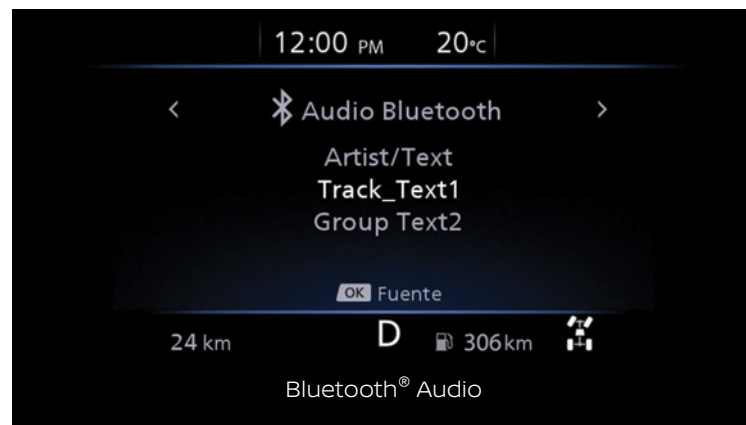
It's never an uphill battle with Hill Start Assist to prevent from rolling backwards on steep inclines.

*AVAILABLE ON SELECTED MODELS.



BRAKE LIMITED SLIP DIFFERENTIAL (B-LSD)*

Whenever it senses a wheel beginning to slip, the all-new Navara's Brake Limited Slip Differential system automatically brakes the slipping wheel and sends additional power to the wheels with the most traction, giving you better performance.



KNOWLEDGE IS POWER

ADVANCED DRIVER-ASSIST DISPLAY*

It's easy to be in control of the situation with Navara's Advanced Drive-Assist Display. Helping to keep your eyes on the road with less distraction means you're focused and relaxed, whether you're off the beaten track or negotiating city traffic. Navara's ultra-clear 7-inch Advanced Drive-Assist Display puts key information right where you'll want it. With a quick glance down, you have info on everything from music to key driver aid alerts.

*AVAILABLE ON SELECTED MODELS.



INTELLIGENT INTEGRATION

TECH TO CONNECT WITH INTUITIVE INFOTAINMENT

Seamlessly integrate your digital life with the best Navara ever and bring your world on the road with you, wherever you go.

8-INCH TOUCH-SCREEN INFOTAINMENT*

Navara PRO-4X and LE Plus Grade models are equipped with an 8-inch touch-screen display vehicle infotainment.



Equipped with **Siri**®, **Apple CarPlay***** brings on board your contacts, favorite audio apps, **Apple Maps**® and more.

The driver can use the steering wheel controls to adjust volume and toggle through screens.

- **Apple CarPlay**® can be used by connecting the lightning cable at one of the USB ports to the iPhone.
- The driver can instantly see all the compatible apps on the display screen such as maps, music and podcasts.
- **Apple CarPlay**® is Plug and Play, which means no additional software is required for your iPhone and all updates reflect in real time for greater convenience.



Helps the driver Navigate, Communicate and entertain in the vehicle.

- **Android Auto**™** automatically provides drivers useful information like suggested destinations, upcoming appointments and weather conditions.
- **Google Maps**** and **Waze**** allows the driver to get real time alerts of traffic conditions, best routes and even petrol stations on the selected route. The hands-free tech gives voice-guided navigation, live traffic information, lane guidance, and warnings to the driver.
- With on-demand access to 40 million songs, **Google Play Music** allows you to stream virtually endless music and podcasts on the road.
- **Google Assistant** can read your messages out loud and you can write back by talking. From making calls to using chat apps with just your voice, **Android Auto**™ makes driving less distracting.

*AVAILABLE ON SELECTED MODELS.

**APPLE CARPLAY®, ANDROID AUTO™, GOOGLE MAPS AND WAZE FUNCTIONALITY IS COUNTRY DEPENDANT. CHECK LOCAL MARKET FOR ACTIVATION.

FIRST CLASS FOR ALL

IMPRESSIVE FROM EVERY SEAT

Everyone wins in the all-new Navara. Rear seats provide improved comfort for rear passengers. Higher seat cushions increase the leg room while a rear center armrest with built-in cup holder storage for a mobile phone, add thoughtful conveniences to the comfort. The Navara features rear seat air conditioning ducts and an easy access USB port for the ultimate back seat driver experience.

NOISE REDUCING ACOUSTIC GLASS	FATIGUE REDUCING FRONT SEATS	COMFORT REAR SEATING CUSHIONS	8-WAY POWER ADJUSTABLE DRIVERS SEAT (LE Plus & PRO-4X)	REAR PASSENGER AIR-CONDITIONER DUCTS
--	------------------------------------	-------------------------------------	---	--



Automatic Climate Control Create your ideal climate under any African conditions with Dual Zone Climate Control (PRO-4X and LE Model).



BEYOND PREMIUM

WORLD CLASS INTERIOR COMFORT

With this much comfort and style, you'll never want to leave. Whether you're clocking up the miles on a long road trip with the family, or doing the every day office city commute, experience perfectly premium in the all-new Nissan Navara. Attention to detail abound with upscale accommodations of unique interior trim, special orange-accented logos and stitching of the PRO-4X logo and anodised black panels. Feel relaxed and protected thanks to noise dampening materials in the windshield, dashboard console and floor. Fatigue-reducing Zero Gravity front seats with leather, complete an SUV-like cabin in a pickup, like never before.

Available in Manual transmission only.



PRACTICAL AND PREMIUM

STEP INTO A CABIN OPTIMIZED FOR CONVENIENCE

Form meets function as you discover how the Navara cabin has been thoughtfully planned out to seamlessly integrate into every moment; be it for work, play or leisure. Generous storage areas, sunglass stowing, an oversized glove box and multiple charging points make the all-New Navara the perfect companion for everyday life.

Available in Manual transmission only.



Oversized Practical Storage

CLEVER COMPARTMENTS

FLEXIBILITY OUT OF THE ORDINARY

Navara maximises storage inside and out. The rear seats feature secure under-seat storage and boast the ability to remain conveniently flipped up to help transport taller items.



Effortless Access to Controls



Automatically
Dimming Rear View Mirror*



Cupholder and Mobile Phone
Storage Station



Power Sources In Abundance



Large Door Pockets Access

*AVAILABLE ON SELECTED MODELS.



AVM WITH OFF-ROAD MODE

On rough terrain, Navara's Intelligent Around View Monitor becomes your extra set of eyes. With a specialized Off-Road Mode activated at slow speeds in 4 LO mode, this advanced driver technology gives you a crystal clear view of the surrounding terrain as you navigate confidently and boldly across any surface type.



AVM WITH MOD

Navara's intelligent cameras are also able to detect moving objects around the vehicle, making it easier and safer to park in tight spaces. Moving Object Detection (MOD) alerts the driver through audible and visual information by displaying a yellow frame where a moving object has been detected, inspiring total driver confidence around every corner.



LEADING DRIVE ANGLES

Generous ground clearance and a wading depth of 600mm means you can keep going when the terrain gets tough. Designed with a superior approach angle of 33° and a departure angle of 27°, tackle steep conditions with the confidence to keep moving forward.



TRAILER HOOK-UP

Having a 360° view is especially useful when connecting to a trailer. Active guidelines help you place your Navara perfectly every time for the perfect trailer hook-up's, especially when there's no one else around to assist.

A BIRD'S EYE VIEW

AROUND VIEW MONITOR*

Experience confidence in the most confined spaces. Around View Monitor technology makes use of four cameras, giving you a complete composite 360° overhead view of every obstacle in your immediate vicinity. Combine that with Navara's efficient steering angles and take on the most challenging tight parking spaces with ease and confidence every time.



Nissan tackles the everyday situations with innovative engineering. The Navara's steering ratios help when changing direction quickly or manoeuvring through tight parking spaces.

*AVAILABLE ON SELECTED MODELS.



THE PERFECT BALANCE

HAVE IT ALL IN THE NAVARA LE PLUS MODEL

The all-new stylish Navara LE Plus Model arrives with a bold new masculine design that commands attention everywhere you go. This overachieving all-rounder offers chrome finishes, signature C-Shaped Boomerang Style LED headlamps and 18-inch wheels. Whether you are heading out to a special occasion with friends or family, or leaving the city for an off-road adventure - you are guaranteed to show up in style and get the job done every time.

HARDWORKING AND GOOD LOOKING

ALL THE CAPABILITY WITHOUT ANY COMPROMISE

Gone are the days where a choice has to be made between hardworking and good looking. The all-new Navara boasts extensive range model depth, catering for every driver need and requirement, with several model and grade options across the board. The LE Plus Model offers exceptional levels of bold and dynamic styling, with generous levels of premium interior comfort, safety and connectivity technology; without compromising on tough hardworking credentials to tackle the harshest African conditions.



UTILI-TRACK CHANNEL SYSTEM

Work smarter and not harder in the new Nissan Navara. Ideal for securing your cargo, this practical and innovative cargo system consists of two channels running the length of the pickup bed with four heavy-duty cleats. Position and move stable tie-down points anywhere along the load bed walls for maximum flexibility.



UPGRADED STRENGTH

Special focus has been placed on towing and payload, so the new Navara features a stronger rear axle to allow for heavier loads with even more confidence. To accommodate the more powerful engine plus greater towing and payload capabilities, the rear brake size has been increased to reduce fade and provide more balanced stopping power.



LOAD BOX FLOOR LENGTH

1 509mm

LOAD BOX FLOOR WIDTH

1 560mm

TAIL GATE OPENING

1 358mm



A World Class Cabin

THE PERFECT BALANCE

PRACTICALITY MEETS COMFORT IN THE NAVARA SE PLUS MODEL

The Navara SE Plus Model arrives as the overachieving all-rounder, offering surprising levels cabin comfort, safety features and technology to connect you to your world around you, in a stylish package built for hardworking African conditions.

RAISE THE BAR

ENJOY MORE FEATURES IN A PICKUP READY TO WORK

The purpose-built SE Plus Model* offers exceptional levels of bold and dynamic exterior styling, with generous levels of practical interior comfort like electric windows, Bluetooth® radio connectivity and driver safety technology.



A REFINED WORKSPACE

The all-new Navara SE Plus Model offers a cabin workspace environment which boasts levels of comfort beyond the expected. A soft touch steering wheel with multi-function controls and electric windows complete this hardworking, but comfortable package.



BUILT FOR BUSINESS

Special focus has been placed on towing and payload, so the new Navara features a stronger rear axle to allow for heavier loads with even more confidence. To accommodate the more powerful engine plus greater towing and payload capabilities, the rear brake size has been increased to reduce fade and provide more balanced stopping power.



ENGINE POWER

Navara SE Plus Models are powered by a reliable and fuel-efficient petrol engine, paired with an all-new 6 speed manual gearbox to offer low speed torque and high-speed efficiency, wherever the work may take you.



YOUR PARTNER IN BUSINESS

BUILT FOR THE LONG RUN WITH TOTAL SUPPORT

For hard work being done for the long run, every all-new Navara is sold with warranties and guaranteed aftersales support, for total piece of mind. This includes parts, servicing and accessories to keep your Navara XE Plus Model on the road and getting the job done, for longer.

PURPOSE BUILT

A LEGACY OF RELIABILITY YOU CAN TRUST

The all-new Nissan Navara range has more depth and more options than ever before. For true workhorse capability look no further than the XE Plus Model. Bred from legendary Nissan toughness and more than 85 years of proven LCV heritage, the hardworking Navara XE Plus Model exceeds traditional category standards. Expect hard working credentials in a package that's honest and to the point.



READY TO WORK

The Navara XE Plus Model offers impressive category towing and payload figures, as a workhorse that's truly built to do more. Load 1054 kg of payload and haul up to 3.5 tons, under braked towing conditions.



A PRODUCTIVE WORKSPACE

Step into a quieter cabin with minimal vibration and road noise. Experience an ergonomically designed driver cockpit with air-conditioning, power steering and a 6-way driver adjustable front seat. Additional conveniences include USB charging ports, front and rear cup holders as well as storage pockets.



SAFETY FEATURES

In addition to Airbags, Brake Assist and Vehicle Dynamic Control, the all-new Navara XE Plus Model boasts intelligent Trailer Stability Assist and Hill Decent Control for a hard-working pickup that's safer than ever.



A PICKUP RANGE BUILT OF MORE AND READY TO WORK

The all-new Nissan Navara combines legendary Japanese technology, designed and built in Africa for Africa. Enjoy more range depth than ever before, with three purpose-built core models to choose from.

THE NEW NAVARA’S EXPANDED RANGE NOW INCLUDES A SINGLE CAB

Designed to suit your functional needs in whatever hardworking industry or business environment you are in, the all-new Nissan Navara now offers a Single Cab XE and XE Plus Model in both petrol and diesel.

COLOURS




White (S) - QM1 Silver (M) - KY0 Techno Grey (M) - KY5 Infinite Black (S) - KH3



Red (S) - AX6 Blue (M) - B16 Warrior Grey (PM) - KBY
Available on PRO-4X only

PRO-2X and PRO-4X models are available in White (S) - QM1, Red (S) - AX6, Infinite Black (S) - KH3, and Warrior Grey (PM) - KBY

TRIMS



CLOTH SEATS (SE Plus and XE* Plus Single Cab Model)
*Grey vinyl option available for XE Single Cab only BLACK LEATHER SEATS (LE Plus Model) BLACK LEATHER SEATS (PRO-4X Model)

WHEELS



16" STEEL (SINGLE CAB) 17" STEEL 17" ALLOY 18" ALLOY (LE Plus Grade) 17" ALLOY (PRO-4X)

Nissan NAVARA **PRO-4X**



BODY TYPE	• Double Cab
SEATING CAPACITY	• 5
ENGINE	• Petrol, Multipoint Manifold Injection, 2488 cc
POWER AND TORQUE	• Petrol: 125kW @ 6000 rpm + 244Nm @ 4000 rpm
TRANSMISSION	• 6 Speed Manual Transmission
WHEELS	• 17" Alloy
EXTERIOR	<ul style="list-style-type: none">• Body Colour Bumpers• Black Coloured Mirrors• Black Grill• Rear Step Bumper• Auto Folding & Electric Adjust Mirrors• Black Door Handles• LED Headlights & Daytime Running Lights & Fog lamps• Roof Rails Black• 2 channel Utili-Track™ System on Load Bed

INTERIOR AND CONVENIENCE	<ul style="list-style-type: none">• Black Interior• Power Leather Seats• 8-Inch Display Audio (AM/FM+ RDS + USB + BT + Voice Recognition + Apple Carplay® + Andriod Auto™)• 6 Speakers• Cruise Control• Auto Air-Conditioner• Auto Dimming Rear-View Mirror• Intelligent Key with Push Start Button• Power Slide Rear Screen
SAFETY	<ul style="list-style-type: none">• Dual Front, Side, Curtain & Driver Knee Airbags• ABS, EBD, Brake Assist• Vehicle Dynamic Control, Hill Start Assist & Hill Descent Control• Trailer Stability Assist• Around View Monitor & Moving Object Detection• Speed Sensing Door Lock• ISOFIX Child Seat Anchorage



FEATURES AND SPECIFICATIONS ARE SUBJECT TO CHANGE DEPENDING ON MARKET AND GRADE. PLEASE CONSULT YOUR LOCAL NISSAN DEALERSHIP FOR MORE INFORMATION.
AVAILABLE IN MANUAL TRANSMISSION ONLY.



Nissan NAVARA **LE Plus**



BODY TYPE	<ul style="list-style-type: none">• Double Cab
SEATING CAPACITY	<ul style="list-style-type: none">• 5
ENGINE	<ul style="list-style-type: none">• Petrol, Multipoint Manifold Injection, 2488 cc
POWER AND TORQUE	<ul style="list-style-type: none">• Petrol: 125kW @ 6000 rpm + 244Nm @ 4000 rpm
TRANSMISSION	<ul style="list-style-type: none">• 6 Speed Manual Transmission
WHEELS	<ul style="list-style-type: none">• 18" Alloy
EXTERIOR	<ul style="list-style-type: none">• Body Colour Bumpers• Body Coloured Mirrors• Auto Folding & Electric Adjust Mirrors• Chrome Door Handles• LED Headlights & Daytime Running Lights & Fog Lamps• Roof Rail Silver• 2 Channel Utili-Track™ System on Load Bed

INTERIOR AND CONVENIENCE	<ul style="list-style-type: none">• Manual Cloth Seats or Power Leather Seats (Plus model)• 8-Inch Display Audio (AM/FM + RDS + USB + BT + Voice recognition + Apple Carplay® + Andriod Auto™)• 6 Speakers• Cruise Control• Auto Air-Conditioner• Auto Dimming Rear-view Mirror (Plus Models)• Intelligent Key with Push Start Button
SAFETY	<ul style="list-style-type: none">• Dual Front, Side, Curtain & Driver Knee Airbags• ABS, EBD, Brake Assist• Vehicle Dynamic Control, Hill Start Assist & Hill Descent Control• Trailer Stability Assist• Around View Monitor & Moving Object Detection• Speed Sensing Door Lock• ISOFIX Child Seat Anchorage



FEATURES AND SPECIFICATIONS ARE SUBJECT TO CHANGE DEPENDING ON MARKET AND GRADE. PLEASE CONSULT YOUR LOCAL NISSAN DEALERSHIP FOR MORE INFORMATION.



Nissan NAVARA **SE Plus**



BODY TYPE	<ul style="list-style-type: none">• Double Cab
SEATING CAPACITY	<ul style="list-style-type: none">• 5
ENGINE	<ul style="list-style-type: none">• Petrol, Multipoint Manifold Injection, 2488 cc
POWER AND TORQUE	<ul style="list-style-type: none">• Petrol: 125kW @ 6000 rpm & 244Nm @ 4000 rpm
TRANSMISSION	<ul style="list-style-type: none">• 6 Speed Manual Transmission
WHEELS	<ul style="list-style-type: none">• 17" Alloy
EXTERIOR	<ul style="list-style-type: none">• Body Colour Bumpers• Black Grill• Black Coloured Mirrors• Auto Folding & Electric Adjust Mirrors• Black Door Handles• Halogen Headlights• 12V Outlet Inside Load Bed

INTERIOR AND CONVENIENCE	<ul style="list-style-type: none">• Manual Cloth Seats• 7" Display Audio• Steering Wheel Controls• 4 Speakers• Cruise Control (Plus Models)• Manual Air-Conditioner• Sunglass Holder• Fixed Rear Screen• Power Windows• Central Door Lock
SAFETY	<ul style="list-style-type: none">• Dual Front Airbags• Side, Curtain Driver Knee Airbags (Plus Models)• ABS, EBD, Brake Assist• Vehicle Dynamic Control, Hill Start Assist• Hill Descent Control (4X4 Models)• Trailer Stability Assist• Speed Sensing Door Lock• ISOFIX Child Seat Anchorage



FEATURES AND SPECIFICATIONS ARE SUBJECT TO CHANGE DEPENDING ON MARKET AND GRADE. PLEASE CONSULT YOUR LOCAL NISSAN DEALERSHIP FOR MORE INFORMATION.



Nissan NAVARA **XE Plus**



BODY TYPE	<ul style="list-style-type: none">• Double Cab
SEATING CAPACITY	<ul style="list-style-type: none">• 5
ENGINE	<ul style="list-style-type: none">• Petrol, Multipoint Manifold Injection, 2488 cc
POWER AND TORQUE	<ul style="list-style-type: none">• Petrol: 125kW @ 6000 rpm & 244Nm @ 4000 rpm
TRANSMISSION	<ul style="list-style-type: none">• 6 Speed Manual Transmission
WHEELS	<ul style="list-style-type: none">• 17" Steel
EXTERIOR	<ul style="list-style-type: none">• Body Colour Bumpers• Black Grill• Black Coloured Mirrors• Manual Folding & Manual Adjust Mirrors• Black Door Handles• Halogen Headlights• 12V Outlet Inside Load Bed

INTERIOR AND CONVENIENCE	<ul style="list-style-type: none">• Manual Cloth Seats• Without Audio Head Unit (With/Pre-Wire)• Rear Seat Armrest with Cup Holders• Manual Air-Conditioner• Fixed Rear Screen• Power Windows• Central Door Lock
SAFETY	<ul style="list-style-type: none">• Dual Front Airbags• Side, Curtain Driver Knee Airbags (Plus Models)• ABS, EBD, Brake Assist• Vehicle Dynamic Control, Hill Start Assist• Hill Descent Control (Plus Models)• Trailer Stability Assist• ISOFIX Child Seat Anchorage• Anti-theft system (Immobiliser)• Front Brakes - Ventilated Discs



FEATURES AND SPECIFICATIONS ARE SUBJECT TO CHANGE DEPENDING ON MARKET AND GRADE. PLEASE CONSULT YOUR LOCAL NISSAN DEALERSHIP FOR MORE INFORMATION.



Nissan NAVARA **XE Plus**



BODY TYPE	• Single Cab
SEATING CAPACITY	• 2
ENGINE	• Petrol, Multipoint Manifold Injection, 2488 cc
POWER AND TORQUE	• Petrol: 118kW @ 6000 rpm & 233Nm @ 4000 rpm
TRANSMISSION	• 6 Speed Manual Transmission
WHEELS	• 16" Steel
EXTERIOR	• Black Bumpers • Black Grill • Black Mirrors • Manual Folding & Manual Adjust Mirrors • Black Door Handles • Halogen Headlights

INTERIOR AND CONVENIENCE	• Manual Cloth Seats (Plus Models) • Front Cup Holders • Front Door Storage Pockets & Bottle Holder • Without Audio Head Unit (With/Pre-Wire) • Manual Air-Conditioner • Fixed Rear Screen • Power Windows • Central Door Lock
SAFETY	• Dual Front Airbags • Side, Curtain Driver Knee Airbags (Plus Models) • ABS, EBD, Brake Assist • Vehicle Dynamic Control, Hill Start Assist • Hill Descent Control (Plus Models) • Trailer Stability Assist (Plus Models) • Anti-theft system (Immobiliser) • Front Brakes - Ventilated Discs



FEATURES AND SPECIFICATIONS ARE SUBJECT TO CHANGE DEPENDING ON MARKET AND GRADE. PLEASE CONSULT YOUR LOCAL NISSAN DEALERSHIP FOR MORE INFORMATION.

Nissan Navara - 4 Wheel Drive

Specifications & Features

MODEL - Double Cab		2.5 XE Plus 4X4 MT	2.5 SE Plus 4X4 MT
Applied model code		354	351
ENGINE			
Engine		2.5i High Output	2.5i High Output
Displacement	cc	2488	2488
Number of Cylinders		4	4
Bore and Stroke	mm	89.0 x 100.0	89.0 x 100.0
Maximum Power	kW/rpm	125/6000	125/6000
Maximum Torque	Nm/rpm	244/4000	244/4000
Fuel Type		Petrol	Petrol
Fuel Supply		Multipoint, Manifold Injection	Multipoint, Manifold Injection
Fuel Tank Capacity	ℓ	80	80
TRANSMISSION & DRIVE TRAIN			
Transmission		6-Speed Manual	6-Speed Manual
Driven Wheels		4WD	4WD
Rear Limited Slip Differential		Std	Std
SUSPENSION			
Front Suspension		Independent Double-Wishbone + Stabiliser	Independent Double-Wishbone + Stabiliser
Rear Suspension		Leaf Spring	Leaf Spring
WEIGHTS & CAPACITY			
Gross Combination Mass (GCM)	kg	4150	4150
Gross Vehicle Mass (GVM)	kg	2750	2750
Tare Mass	kg	1977	1977
Min Kerb Weight	kg	1930	1988
Max Kerb Weight	kg	1937	2005
Payload	kg	987	920
Gross Axle Mass (Front - Laden)	kg	1490	1490
Gross Axle Mass (Rear - Laden)	kg	1785	1785
Maximum Towing Capacity Unbraked	kg	750	750
Maximum Towing Capacity Braked	kg	1588	1588
DIMENSIONS			
Overall Length	mm	5210	5260
Overall Width (Excluding Mirrors)	mm	1850	1850
Overall Height	mm	1810	1810
Wheelbase	mm	3150	3150
Ground Clearance (Rear Axle)	mm	223	223
Front Track	mm	1570	1570
Rear Track	mm	1570	1570
Front Overhang	mm	885	885
Rear Overhang	mm	1175	1175
Turning Circle (Kerb to Kerb)	m	6,3	6,3
Approach Angle	Degrees	33,0	33,0
Departure Angle	Degrees	27,4	24,9
Ramp Break-Over Angle	Degrees	23,8	23,8
Load Box Length - Floor	mm	1509	1509
Load Box Length - Top	mm	1471	1471
Load Box Width - Floor	mm	1560	1560
Load Box Width - Top	mm	1492	1492

Nissan Navara - 4 Wheel Drive

Specifications & Features

2.5 LE Plus 4X4 MT	2.5 PRO-4X 4X4 MT
357	360
2.5i High Output	2.5i High Output
2488	2488
4	4
89.0 x 100.0	89.0 x 100.0
125/6000	125/6000
244/4000	244/4000
Petrol	Petrol
Multipoint, Manifold Injection	Multipoint, Manifold Injection
80	80
6-Speed Manual	6-Speed Manual
4WD	4WD
Std	Std
Independent Double-Wishbone + Stabiliser	Independent Double-Wishbone + Stabiliser
Leaf Spring	Leaf Spring
4150	4150
2750	2750
1977	1977
1988	1988
2005	2005
915	915
1490	1490
1850	1785
750	750
1588	1588
5260	5260
1850	1875
1840	1840
3150	3150
223	223
1570	1570
1570	1570
885	885
1225	1225
6,3	6,3
33,0	33,0
24,9	24,9
23,8	23,8
1509	1509
1471	1471
1560	1560
1492	1492

Nissan Navara - 4 Wheel Drive

Specifications & Features

MODEL - Double Cab			2.5 XE Plus 4X4 MT	2.5 SE Plus 4X4 MT
DIMENSIONS (Continued)				
Load Box Width - Between Wheel Arches	mm		1134	1134
Load Box Width - Tailgate Opening	mm		1358	1358
Load Box Height	mm		493-500	493-500
Wading Depth	mm		600	600
WHEELS & TYRES				
Wheel Size and Type			17" Steel	17" Alloy
Tyre			255/65 R17 AT	255/65 R17 AT
Spare Wheel			Full Size Steel	Full Size Steel
Spare Wheel Lock			Option	Option
EXTERIOR				
Grill			Black	Black
Front Bumper			Body Coloured	Body Coloured
Rear Bumper			-	Body Coloured
Side Steps			-	Black
Over-Fender			-	-
Roof Rails			-	-
Door Mirror Finish			Black	Black
Door Mirrors			Manual Adjustment + Manual Fold	Power Adjustment + Manual Fold
Door Handles			Black	Black
Front and Rear Mud Flaps			Std	Std
Front Towing Hook			Std	Std
Headlights			Halogen	Halogen
Fog Lights			-	-
Daytime Running Lights			-	-
2 Channel Utili-Track™ System			-	-
12V Outlet Inside Load Box			Std	Std
COMFORT & CONVENIENCE				
Seating Capacity			5	5
Front Seat Type			Separate Seat	Separate Seat
Driver Seat Adjustment			6-Way Manual	6-Way Manual
Passenger Seat Adjustment			4-Way Manual	4-Way Manual
Seat Upholstery			Fabric	Fabric
Floor Material			Carpet	Carpet
Front Cup Holders			2	2
Front Door Storage Pockets and Bottle Holder			2	2
Rear Door Storage Pockets and Bottle Holder			2	2
Sunglass Holder			-	Std
Rear Seat Aarmrest with Cup Holders			Std	Std
12V Outlet Inside Cabin			2	2
USB Port			3	3
Air-Conditioning			Std	Std
Rear Air Vents in Centre Console			Std	Std
Power Windows with Driver Auto Up/ Down Button			Std	Std
Rear Screen			Fixed	Fixed
Central Locking			Std	Std

Nissan Navara - 4 Wheel Drive

Specifications & Features

2.5 LE Plus 4X4 MT	2.5 PRO-4X 4X4 MT
1134	1134
1358	1358
493-500	493-500
600	600
18" Alloy	17" Alloy
255/60 R18 HT	255/65 R17 AT
Full Size Alloy	Full Size Alloy
Option	Option
Chrome	Black
Body Coloured	Body Coloured
Body Coloured	Body Coloured
Silver	Black
-	Black
Silver	Black
Body Coloured	Black
Power Adjustment + Auto Fold	Power Adjustment + Auto Fold
Chrome	Black
Std	Std
Std	Std
LED + Auto + Follow Me Home	LED + Auto + Follow Me Home
Std	Std
Std	Std
Std	Std
Std	Std
5	5
Separate Seat	Separate Seat
8-Way Power	8-Way Power
4-Way Manual	4-Way Manual
Leather	Leather
Carpet	Carpet
2	2
2	2
2	2
Std	Std
Std	Std
2	2
3	3
Dual Zone AT	Dual Zone AT
Std	Std
Std	Std
Manual Slide	Power Sliding
Std	Std

Nissan Navara - 4 Wheel Drive

Specifications & Features

MODEL - Double Cab		2.5 XE Plus 4X4 MT	2.5 SE Plus 4X4 MT
COMFORT & CONVENIENCE (Continued)			
Speed Sensing Auto Door Lock		Std	Std
Intelligent Key with Keyless Entry and Push Start Button		-	-
Auto Dimming Rear View Mirror		-	-
AUDIO & CONNECTIVITY			
7" Display Audio		-	Std
Steering Wheel Controls		-	Std
Nissan Connect (with Android Auto™ and Apple Car Play®)		-	-
8" Touch Screen Display		-	-
SAFETY & SECURITY			
Driver and Front Passenger Airbags		Std	Std
Side Airbags		Std	Std
Curtain Airbags		Std	Std
Driver Knee Airbag		Std	Std
Front Seat Belts 3-Point ELR with Pre-Tensioner, Load Limiter and Seatbelt Reminder		Std	Std
Rear Seat Belts (3) 3-Point ELR		Std	Std
ISOFIX Child Seat Anchorage		Std	Std
Anti-Theft System (Immobiliser)		Std	Std
Alarm		-	Std
Anti-Lock Braking System (ABS)		Std	Std
Electronic Brake Force Distribution (EBD)		Std	Std
Brake Assist (BA)		Std	Std
Vehicle Dynamic Control (VDC)		Std	Std
Trailer Stability Assist (TSA)		Std	Std
Hill Start Assist (HSA)		Std	Std
Hill Descent Control (HDC)		Std	Std
Around View Monitor with Moving Object Detection		-	-
Reverse Camera and Sensors		-	-
Cruise Control		-	Std
Front Brakes - Ventilated Discs		Std	Std
Rear Brakes - Drum		Std	Std
Windscreen Wipers		Variable Intermittent	Variable Intermittent

FEATURES AND SPECIFICATIONS ARE SUBJECT TO CHANGE DEPENDING ON MARKET AND GRADE. PLEASE CONSULT YOUR LOCAL NISSAN DEALERSHIP FOR MORE INFORMATION.

Nissan Navara - 4 Wheel Drive

Specifications & Features

2.5 LE Plus 4X4 MT	2.5 PRO-4X 4X4 MT
Std	Std
Std	Std
Std	Std
-	-
Std	Std
Std	Std
Std	Std
Std	Std
Std	Std
Std	Std
Std	Std
Std	Std
Std	Std
Std	Std
Std	Std
Std	Std
Std	Std
Std	Std
Std	Std
Std	Std
Std	Std
Std	Std
Std	Std
Std	Std
Std	Std
Std	Std
Variable Intermittent, Rain Sensing	Variable Intermittent, Rain Sensing

Nissan Navara - 2 Wheel Drive

Specifications & Features

MODEL - Double Cab2.5 SE Plus 4X2 MT		
Applied model code		348
ENGINE		
Engine		2.5i Low Output
Displacement	cc	2488
Number of Cylinders		4
Bore and Stroke	mm	89.0 x 100.0
Maximum Power	kW/rpm	118/6000
Maximum Torque	Nm/rpm	233/4000
Fuel Type		Petrol
Fuel Supply		Multipoint, Manifold Injection
Fuel Tank Capacity	ℓ	80
TRANSMISSION & DRIVE TRAIN		
Transmission		6-Speed Manual
Driven Wheels		2WD
Rear Limited Slip Differential		Std
SUSPENSION		
Front Suspension		Independent Double-Wishbone + Stabiliser
Rear Suspension		Leaf Spring
WEIGHTS & CAPACITY		
Gross Combination Mass (GCM)	kg	4150
Gross Vehicle Mass (GVM)	kg	2750
Tare Mass	kg	1894
Min Kerb Weight	kg	1862
Max Kerb Weight	kg	1898
Payload	kg	1057
Gross Axle Mass (Front - Laden)	kg	1490
Gross Axle Mass (Rear - Laden)	kg	1785
Maximum Towing Capacity Unbraked	kg	750
Maximum Towing Capacity Braked	kg	1588
DIMENSIONS		
Overall Length	mm	5260
Overall Width (Excluding Mirrors)	mm	1850
Overall Height	mm	1805
Wheelbase	mm	3150
Ground Clearance (Rear Axle)	mm	223
Front Track	mm	1570
Rear Track	mm	1570
Front Overhang	mm	885
Rear Overhang	mm	1225
Turning Circle (Kerb to Kerb)	m	6,3
Approach Angle	Degrees	31,8
Departure Angle	Degrees	25,1
Ramp Break-Over Angle	Degrees	23,2
Load Box Length - Floor	mm	1509
Load Box Length - Top	mm	1471
Load Box Width - Floor	mm	1560
Load Box Width - Top	mm	1492

Nissan Navara - 2 Wheel Drive

Specifications & Features

MODEL - Double Cab2.5 SE Plus 4X2 MT		
DIMENSIONS (Continued)		
Load Box Width - Between Wheel Arches	mm	1134
Load Box Width - Tailgate Opening	mm	1358
Load Box Height	mm	493-500
Wading Depth	mm	600
WHEELS & TYRES		
Wheel Size and Type		17" Alloy
Tyre		255/65 R17 AT
Spare Wheel		Full Size Steel
Spare Wheel Lock		Option
EXTERIOR		
Grill		Black
Front Bumper		Body Coloured
Rear Bumper		Body Coloured
Side Steps		Black
Over-Fender		-
Roof Rails		-
Door Mirror Finish		Black
Door Mirrors		Power Adjustment + Manual Fold
Door Handles		Black
Front and Rear Mud Flaps		Std
Front Towing Hook		Std
Headlights		Halogen
Fog Lights		-
Daytime Running Lights		-
2 Channel Utili-Track™ System		-
12V Outlet Inside Load Box		Std
COMFORT & CONVENIENCE		
Seating Capacity		5
Front Seat Type		Separate Seat
Driver Seat Adjustment		6-Way Manual
Passenger Seat Adjustment		4-Way Manual
Seat Upholstery		Fabric
Floor Material		Carpet
Front Cup Holders		2
Front Door Storage Pockets and Bottle Holder		2
Rear Door Storage Pockets and Bottle Holder		2
Sunglass Holder		Std
Rear Seat Aarmrest with Cup Holders		Std
12V Outlet Inside Cabin		2
USB Port		3
Air-Conditioning		Std
Rear Air Vents in Centre Console		Std
Power Windows with Driver Auto Up/Down Button		Std
Rear Screen		Fixed
Central Locking		Std
Speed Sensing Auto Door Lock		Std

Nissan Navara - 2 Wheel Drive

Specifications & Features

MODEL - Double Cab		2.5 SE Plus 4X2 MT
COMFORT & CONVENIENCE (Continued)		
Intelligent Key with Keyless Entry and Push Start Button		-
Auto Dimming Rear View Mirror		-
AUDIO & CONNECTIVITY		
7" Display Audio		Std
Steering Wheel Controls		Std
SAFETY & SECURITY		
Driver and Front Passenger Airbags		Std
Side Airbags		Std
Curtain Airbags		Std
Driver Knee Airbag		Std
Front Seat Belts 3-Point ELR with Pre-Tensioner, Load Limiter and Seatbelt Reminder		Std
Rear Seat Belts (3) 3-Point ELR		Std
ISOFIX Child Seat Anchorage		Std
Anti-Theft System (Immobiliser)		Std
Alarm		Std
Anti-Lock Braking System (ABS)		Std
Electronic Brake Force Distribution (EBD)		Std
Brake Assist (BA)		Std
Vehicle Dynamic Control (VDC)		Std
Trailer Stability Assist (TSA)		Std
Hill Start Assist (HSA)		Std
Hill Descent Control (HDC)		-
Around View Monitor with Moving Object Detection		-
Reverse Camera and Sensors		-
Cruise Control		Std
Front Brakes - Ventilated Discs		Std
Rear Brakes - Drum		Std
Windscreen Wipers		Variable Intermittent

Nissan Navara - 2 & 4 Wheel Drive

Specifications & Features

MODEL - Single Cab		2.5 XE 4X2 MT	2.5 XE Plus 4X2 MT
Applied model code		339	339
18-digit code		ADBALEYD23EHM--D--	ADBALEYD23EHMJ-D--
ENGINE			
Engine		2.5i Low Output	2.5i Low Output
Displacement	cc	2488	2488
Number of Cylinders		4	4
Bore and Stroke	mm	89.0 x 100.0	89.0 x 100.0
Maximum Power	kW/rpm	118/6000	118/6000
Maximum Torque	Nm/rpm	233/4000	233/4000
Fuel Type		Petrol	Petrol
Fuel Supply		Multipoint, Manifold Injection	Multipoint, Manifold Injection
Fuel Tank Capacity	ℓ	80	80
TRANSMISSION & DRIVE TRAIN			
Transmission		6-Speed Manual	6-Speed Manual
Driven Wheels		2WD	2WD
Rear Limited Slip-Differential		-	-
SUSPENSION			
Front Suspension		Independent Double-Wishbone + Stabiliser	Independent Double-Wishbone + Stabiliser
Rear Suspension		Leaf Spring	Leaf Spring
WEIGHTS & CAPACITY			
Gross Combination Mass (GCM)	kg	4150	4150
Gross Vehicle Mass (GVM)	kg	2740	2740
Tare Mass	kg	1714	1714
Payload	kg	1065	1065
Gross axle mass (front - laden)	kg	1320	1320
Gross axle mass (rear - laden)	kg	1685	1685
Maximum towing capacity unbraked	kg	750	750
Maximum towing capacity braked	kg	1588	1588
DIMENSIONS			
Overall Length	mm	5235	5235
Overall Width (Excluding Mirrors)	mm	1790	1790
Overall Height	mm	1755	1755
Wheelbase	mm	3150	3150
Ground Clearance (Rear Axle)	mm	214	214
Front Track	mm	1550	1550
Rear Track	mm	1550	1550
Front Overhang	mm	885	885
Rear Overhang	mm	1200	1200
Turning Circle (Kerb to Kerb)	m	6,0	6,0
Approach Angle	Degrees	30,7	30,7
Departure Angle	Degrees	26,6	26,6
Ramp Break-Over Angle	Degrees	22,2	22,2
Load Box Length - Floor	mm	2353	2353
Load Box Length - Top	mm	2311	2311
Load Box Width - Floor	mm	1560	1560
Load Box Width - Top	mm	1552	1552
Load Box Width - Between Wheel Arches	mm	1134	1134

Nissan Navara - 2 & 4 Wheel Drive

Specifications & Features

MODEL - Single Cab		2.5 XE 4X2 MT	2.5 XE Plus 4X2 MT
DIMENSIONS (Continued)			
Load Box Width - Tailgate Opening	mm	1360	1360
Load Box Height	mm	472	472
Wading Depth	mm	600	600
WHEELS & TYRES			
Wheel Size and Type		16" Steel	16" Steel
Tyre		205/R16 AT	205/R16 AT
Spare Wheel		Full Size Steel	Full Size Steel
Spare Wheel Lock		Option	Option
EXTERIOR			
Grill		Black	Black
Front Bumper		Black	Black
Side-Door Mirror Finish		Black	Black
Side-Door Mirrors		Manual Adjustment + Fold	Power Adjustment + Fold
External Door Handles		Black	Black
Front and Rear Mud Flaps		Std	Std
Front Towing Hook		Std	Std
Headlights		Halogen	Halogen
Fog Lights		-	-
COMFORT & CONVENIENCE			
Seating Capacity		2	2
Front Seat Type		Separate seat	Separate seat
Driver Seat Adjustment		4-Way Manual	6-Way Manual
Passenger Seat Adjustment		2-Way Manual	4-Way Manual
Seat Upholstery		PVC	Fabric
Floor Material		Carpet	Carpet
Front Cup Holders		2	2
Front Door Storage Pockets and Bottle Holder		2	2
Sunglass Holder		-	-
12V Outlet Inside Cabin		1	2
USB Port		-	-
Air-Conditioning		Std	Std
Power windows with driver auto up/down button		Std	Std
Rear screen		Fixed	Fixed
Central locking		Std	Std
Speed sensing auto door lock		Std	Std
Manual dimming rear view mirror		Std	Std
AUDIO & CONNECTIVITY			
Without Audio Head Unit (With Pre-Wire)		Std	Std

Nissan Navara - 2 & 4 Wheel Drive

Specifications & Features

MODEL - Single Cab		2.5 XE 4X2 MT	2.5 XE Plus 4X2 MT
SAFETY & SECURITY			
Driver and Front Passenger Airbags		Std	Std
Side Airbags		-	Std
Curtain Airbags		-	Std
Driver Knee Airbag		-	Std
Front Seat Belts 3-Point ELR with Pre-Tensioner, Load Limiter and Seatbelt Reminder		Std	Std
ISOFIX Child Seat Anchorage		-	-
Immobiliser		Std	Std
Alarm		-	-
Anti-Lock Braking System (ABS)		Std	Std
Electronic Brake Force Distribution (EBD)		Std	Std
Brake Assist (BA)		Std	Std
Vehicle Dynamic Control (VDC)		-	Std
Trailer Stability Assist (TSA)		-	Std
Hill Start Assist (HSA)		-	Std
Hill Descent Control (HDC)		-	-
Front Brakes - Ventilated Discs		Std	Std
Rear Brakes - Drum		Std	Std
Windscreen Wipers		Variable Intermittent	Variable Intermittent
Central Locking		Std	Std

FEATURES AND SPECIFICATIONS ARE SUBJECT TO CHANGE DEPENDING ON MARKET AND GRADE. PLEASE CONSULT YOUR LOCAL NISSAN DEALERSHIP FOR MORE INFORMATION.

NISSAN

AFTERSALES

OUR PROMISE. YOUR EXPERIENCE

AT NISSAN WE KEEP OUR PROMISES AND TAKE CARE OF OUR FAMILY

Servicing and repairing your Nissan at an authorised Nissan dealership is the way to go. Our Nissan technicians are highly trained specialists that know your Nissan better than anyone. They will use Genuine Nissan Parts, Genuine Nissan Accessories to ensure quality, reliability and to keep your vehicle performing to optimum standards. Nissan aims to keep you and your vehicle on the road with total peace of mind - for as long as possible. That is the Nissan Aftersales commitment.

Nissan's commitment to quality: To provide all customers with a consistently high level of quality, Nissan applies the same standards worldwide, to ensure that all Nissan owners enjoy peace of mind for the lives of their vehicles. The approach is based on quality from the customer's perspective on three key elements: First, the expectation of a smooth driving experience with complete peace of mind. Second, the intangible appeal of a vehicle, its power to captivate and excite, with features that capture attention and imagination. Third, the level of attentiveness and service during the sales process, and long after the sale is concluded.

Legal notice: Every effort has been made to ensure that the contents of this brochure is correct at the time of going to print (May 2023). This brochure may be produced featuring prototype or accessorised vehicles exhibited at motorshows and in accordance with the company's policy of continuously improving its products. Nissan South Africa reserves the right to change the specifications and the vehicles described and shown in this brochure at any time. Nissan dealers will be informed of any such modifications as quickly as possible. Please check with your local Nissan dealer to receive the most up-to-date information. Due to the limitations of the printing process used, the colours shown in this brochure may differ slightly from the actual colours of the paint and interior trim material used. All rights reserved. Reproduction in whole or part of this brochure without the written permission from Nissan is forbidden.



Nissan's commitment to the environment

Nissan's environmental philosophy embraces people, vehicles and nature. In the pursuit of a sustainable mobile society, the Nissan Green Program aims to reduce the environmental impact of Nissan vehicles at every stage of the vehicle life cycle, while corporate activities address environmental challenges.

