



Innovation  
that excites

# NISSAN CIVILIAN



**NISSAN  
CIVILIAN**

NSC STAMP:

[WWW.NISSANAFRICA.COM](http://WWW.NISSANAFRICA.COM) | W41201504RLHDE



**LOOK YOUR BEST**  
ON THE ROAD

The Nissan Civilian sports a sharp and distinctive profile, while being designed from the ground up for comfort, convenience and safety.

# GL



Pictured with optional curtains.



ZD30 engine model

Logically positioned, read-at-a-glance instrumentation is designed to help keep the driver comfortably in command.

The GL boasts a selection of unique features in addition to the equipment introduced with the SX and DX on the following pages.

#### Equipment

- Air conditioning system
- Fog lamps
- Rear window wiper
- High-back reclining seats with cloth upholstery (all seats)
- Windshield with upper tinted glass



## READY TO SHOW YOU THE **HEIGHT OF LUXURY**

With overhead clearance, cabin dimensions and seat size all at or near the top of its class, the Nissan Civilian provides the luxury of space. One of many luxuries, particularly in the top-of-the-line GL model.





High-back seating with cloth upholstery.



High-back seating (std.) is available with your choice of cloth or vinyl upholstery.



TB45E engine model

### Equipment

- High-back seating (all seats)
- Reclining sliding driver's seat
- Intermittent 2-speed windshield wipers
- Glove box and door pocket
- Back-up buzzer
- Lamps for interior, luggage compartment and step
- Power steering

- MW/FM radio with CD and AUX input

### Options

- Air conditioning system
- Front and rear heaters
- Microphone
- Automatic folding door



READY TO TAKE YOU ON A  
**GRAND TOUR**

A winning selection of features aimed at comfort and convenience makes the SX model a natural choice as a tour bus or for other customer-orientated applications.



Low-back seating with vinyl upholstery.



ZD30 engine model

### Equipment

- Low-back seating (all seats)
- Reclining sliding driver's seat
- Intermittent 2-speed windshield wipers
- Glove box and door pocket
- Back-up buzzer
- Lamps for interior, luggage compartment and step
- Power steering

- MW/FM radio with CD and AUX input

### Options

- Air conditioning system
- Front and rear heaters
- Microphone
- Automatic folding door
- Personal lamp (models with air conditioning system)



READY TO SERVE  
**DAY IN AND DAY OUT**

Nissan technology means reliability. Reliability that allows the DX model to take on the most demanding daily duties and keep coming back for more.



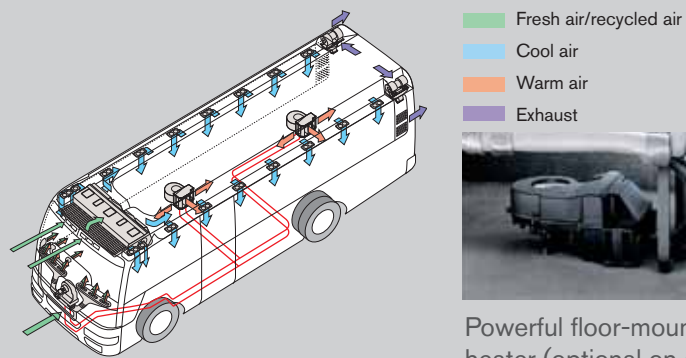
# COMFORT



**Large windshield** expands forward visibility.



**Spacious driver's area.**

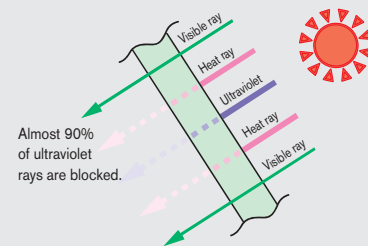


Powerful floor-mounted heater (optional on all models).

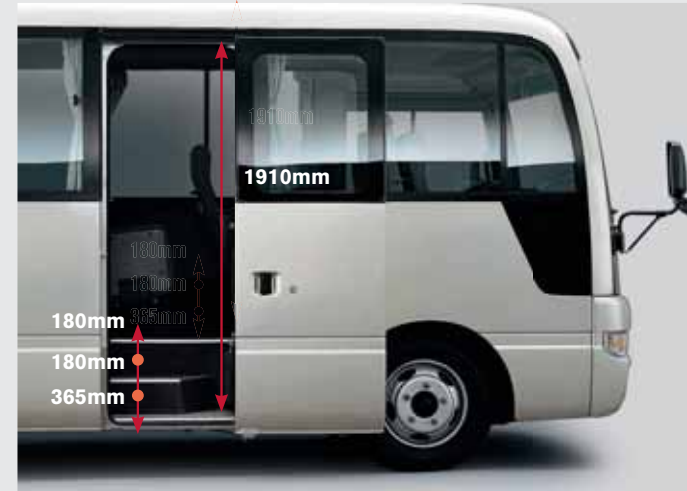
**Powerful air conditioning system** featuring adjustable ceiling-mounted air vents and floor-mounted heaters (optional).



**Insulated UV-block glass** (optional on all models with air conditioning system) helps improve air conditioning efficiency as well as protecting from harmful ultraviolet rays.



# CONVENIENCE



**High, wide entrance.**



**Automatic doors** (optional on all models)



The Nissan Civilian facilitates entry/exit with **3-step entry**.



**Power steering** (standard on all models).



The **luggage compartment** has an interior light and boasts a high-opening lid.

## EVERY ROAD MET WITH **POWER AND DURABILITY**

Wherever your destination, the durable Nissan Civilian will get you there — time after time. It has the manoeuvrability you need to navigate city streets as well as the power to cruise comfortably on highways and byways.



### TB45E Petrol Engine

- Max. power: 190hp/4400rpm (SAE Gross)  
139.7kW/4400rpm (SAE Gross)
- Max. torque: 34.8kg-m/3600rpm (SAE Gross)  
341.3Nm/3600rpm (SAE Gross)



### ZD30 Diesel Engine


- Max. power: 113hp/3400rpm (SAE Gross)  
84kW/3400rpm (SAE Gross)
- Max. torque: 29kg-m/2000rpm (SAE Gross)  
284Nm/2000rpm (SAE Gross)

## EVERY FEATURE DESIGNED WITH **OCCUPANTS IN MIND**


Each of the Nissan Civilian's features has its purpose, whether it's easing the work of the driver or providing passengers with a more pleasant, personalised ride.



**1 Fine vision meters** (GL; Petrol model shown). **2 Glove box** above the audio system. **3 Audio system** includes MW/FM radio, CD and AUX input with 4 speakers. **4 Digital clock** mounted on the ceiling. **5 Folding shift lever improves access and convenience.** **6 Sun visors** for the driver and front passenger. **7 Reclining seats** for driver and passengers (GL). (GL). **8 Windshield with upper tinted glass** (GL). **9 Rear mudguards** (GL; optional SX & DX). **10 Curtains** (optional). **11 Snorkel-type air intake** (optional) protects the engine from dust.



Front Suspension



Rear Suspension

Taper-type leaf spring suspension complements the long wheelbase and wide tread for riding comfort and stability.

## Minimum Turning Radius



## CUSTOM ORDER EQUIPMENT



**1 Refrigerator** is located behind the front passenger seat. **2 Overhead luggage racks.** **3 Rear swinging doors** improve access, widening the range of possible applications. **4 A roof rack with ladder** boosts luggage capacity. **5 Tachometer**

# SAFETY



**Rear window wiper** enhances rear visibility (optional).



**Safety window** improves side visibility.



**Halogen headlamps and fog lamps (GL)** increases nighttime and inclement weather visibility.



**Rear-mounted outside mirror** improves visibility when reversing.



**Reassuring braking performance** Improved anti-fade characteristics, long-life brake pads, and better brake pedal response enhance safety and vehicle control.



**Anti-lock Braking System (ABS)** increases vehicle control and safety in hard panic braking (optional).



Driver's seat.



Front passenger's seat.



Rear passengers' seats.

**3-point seat belt** for the driver and front passenger, **2-point\*** for all other passengers\*  
\*Not including spare seats.










SAFETY SHIELD

## Safety Shield

In the commitment to "Real World Safety", Nissan pursues innovation as part of its Safety Shield concept. Based on the idea that cars should help protect people, advanced, proactive safety technologies help driver and passengers to avoid danger and injury in a wide range of circumstances.



# COLOUR


Grade		GL	SX	DX
Upholstery colours		Suede K: Gray 	Tricot K: Gray 	Vinyl K: Gray 
Body Colours				
<b>KX6</b> Champagne Silver (TM)		Standard	Standard	Standard
<b>K33</b> Blueish Silver (M)		Standard	Standard	Standard
<b>E34</b> Light Beige (M)		Standard	Standard	Standard
<b>13B</b> QV1: White B35: Grayish Blue		Standard	Standard	Standard
<b>QV1</b> White		Standard	Standard	Standard

(M) Metallic  
(TM) Titanium Metallic

Colour scheme is subject to change

Sample painting schemes

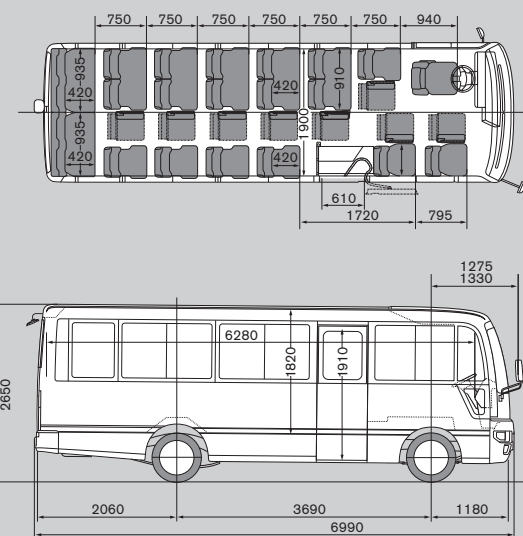
13B (QV1/B35)



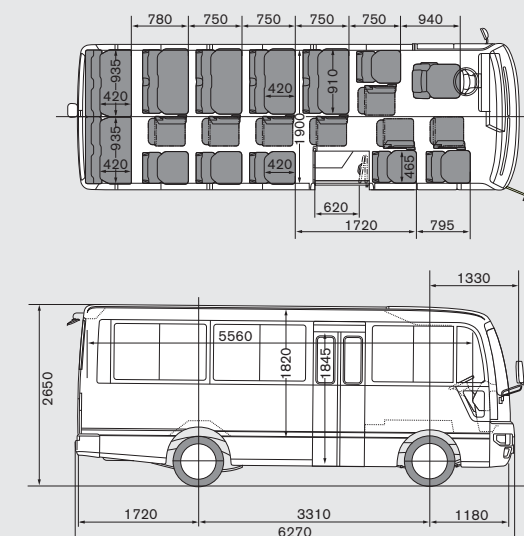
Paint and fabric colour representations may vary slightly from actual applications, owing to limitations of the print production process.

# DIMENSIONS

Long Body (30 persons)

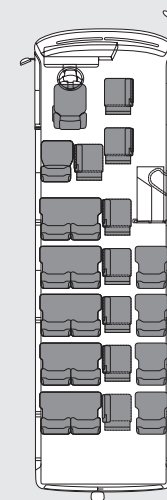


Standard Body (26 persons)

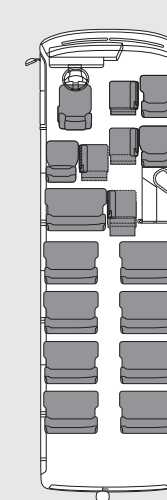


Custom Order - Seating Arrangements

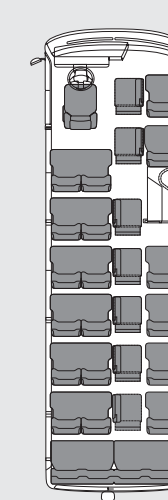
Long Body for 26 persons



Long Body for 30 persons



Long Body for 30 persons



LEFT HAND DRIVE: NISSAN CIVILIAN SPECIFICATIONS									
GRADE		GL		SX		DX		SX	
Body type		Long		Long		Long		Standard	
Seating capacity		30		30		30		26	
ENGINE & PERFORMANCE									
Engine model		TB45E	ZD30	TB45E	ZD30	TB45E	ZD30	TB45E	ZD30
Engine type		Petrol, 6-cylinder in-line, O.H.V.	Diesel, 4-cylinder in-line	Petrol, 6-cylinder in-line, O.H.V.	Diesel, 4-cylinder in-line	Petrol, 6-cylinder in-line, O.H.V.	Diesel, 4-cylinder in-line	Petrol, 6-cylinder in-line, O.H.V.	Diesel, 4-cylinder in-line
Engine displacement	cc	4169	2953	4169	2953	4169	2953	4169	2953
Maximum power	kW @ rpm	139.7 @ 4400	84 @ 3400	139.7 @ 4400	84 @ 3400	139.7 @ 4400	84 @ 3400	139.7 @ 4400	84 @ 3400
	hp @ rpm	190 @ 4400	113 @ 3400	190 @ 4400	113 @ 3400	190 @ 4400	113 @ 3400	190 @ 4400	113 @ 3400
Maximum torque	Nm @ rpm	341.3 @ 3600	284 @ 2000	341.3 @ 3600	284 @ 2000	341.3 @ 3600	284 @ 2000	341.3 @ 3600	284 @ 2000
	kg-m @ rpm	34.8 @ 3600	29 @ 2000	34.8 @ 3600	29 @ 2000	34.8 @ 3600	29 @ 2000	34.8 @ 3600	29 @ 2000
Fuel type		Petrol	Diesel	Petrol	Diesel	Petrol	Diesel	Petrol	Diesel
Fuel tank capacity	ℓ	107	107	107	107	107	107	107	107
Fuel system		ECCS, electronic fuel injection control	Direct injection, common rail	ECCS, electronic fuel injection control	Direct injection, common rail	ECCS, electronic fuel injection control	Direct injection, common rail	ECCS, electronic fuel injection control	Direct injection, common rail
Bore x stroke	mm	99.5 x 96.0	96.0 x 102.0	99.5 x 96.0	96.0 x 102.0	99.5 x 96.0	96.0 x 102.0	99.5 x 96.0	96.0 x 102.0
Compression ratio		8.5 to 1	16.9 to 1	8.5 to 1	16.9 to 1	8.5 to 1	16.9 to 1	8.5 to 1	16.9 to 1
TRANSMISSION									
Type		5MT		5MT		5MT		5MT	
Gear ratios	1st	5.099	5.846	5.099	5.846	5.099	5.846	5.099	5.846
	2nd	2.853	3.061	2.853	3.061	2.853	3.061	2.853	3.061
	3rd	1.588	1.676	1.588	1.676	1.588	1.676	1.588	1.676
	4th	1.000	1.000	1.000	1.000	1.000	1.000	1.000	1.000
	5th	0.752	0.781	0.752	0.781	0.752	0.781	0.752	0.781
	Reverse	4.862	5.447	4.862	5.447	4.862	5.447	4.862	5.447
	Final	5.571	6.167	5.571	6.167	5.571	6.167	5.571	6.167
DIMENSIONS									
Overall length	mm	6990		6990		6990		6270	
Overall width	mm	2065 / 2110 (Option: snorkel type air cleaner duct)		2065 / 2110 (Option: snorkel type air cleaner duct)		2065 / 2110 (Option: snorkel type air cleaner duct)		2065 / 2110 (Option: snorkel type air cleaner duct)	
Overall height	mm	2650		2650		2650		2650	
Passenger room length	mm	6280		6280		6280		5560	
Passenger room width	mm	1900		1900		1900		1900	
Passenger room height	mm	1820		1820		1820		1820	
Wheelbase	mm	3690		3690		3690		3310	
Tread: front	mm	1675		1675		1675		1675	
Tread: rear	mm	1490		1490		1490		1490	
Ground clearance	mm	205		205		205		205	
Gross vehicle weight	kg	5930		5930		5930		5930	
Minimum turning circle	m	6.6		6.6		6.6		6.0	
MECHANISM									
Brakes: front		Ventilated discs		Ventilated discs		Ventilated discs		Ventilated discs	
Brakes: rear		Drum, dual 2 leading with auto adjuster		Drum, dual 2 leading with auto adjuster		Drum, dual 2 leading with auto adjuster		Drum, dual 2 leading with auto adjuster	
Suspension: front		Taper type springs with anti-roll bar. Telescopic type shock absorbers		Taper type springs with anti-roll bar. Telescopic type shock absorbers		Taper type springs with anti-roll bar. Telescopic type shock absorbers		Taper type springs with anti-roll bar. Telescopic type shock absorbers	
Suspension: rear		Taper type springs. Telescopic type shock absorbers		Taper type springs. Telescopic type shock absorbers		Taper type springs. Telescopic type shock absorbers		Taper type springs. Telescopic type shock absorbers	
Steering		Recirculating ball type with power steering		Recirculating ball type with power steering		Recirculating ball type with power steering		Recirculating ball type with power steering	
WHEELS/TYRES									
Wheel size		5.50F x 16 steel wheels		5.50F x 16 steel wheels		5.50F x 16 steel wheels		5.50F x 16 steel wheels	
Tyres		7.50R16		7.50R16		7.50R16		7.50R16	

RIGHT HAND DRIVE: NISSAN CIVILIAN SPECIFICATIONS									
GRADE		GL		SX		DX		SX	
Body type		Long		Long		Long		Standard	
Seating capacity		30		30		30		26	
ENGINE & PERFORMANCE									
Engine model		ZD30		ZD30		ZD30		ZD30	
Engine type		Diesel, 4-cylinder in-line		Diesel, 4-cylinder in-line		Diesel, 4-cylinder in-line		Diesel, 4-cylinder in-line	
Engine displacement	cc	2953		2953		2953		2953	
Maximum power	kW @ rpm	84 @ 3400		84 @ 3400		84 @ 3400		84 @ 3400	
	hp @ rpm	113 @ 3400		113 @ 3400		113 @ 3400		113 @ 3400	
Maximum torque	Nm @ rpm	284 @ 2000		284 @ 2000		284 @ 2000		284 @ 2000	
	kg-m @ rpm	29 @ 2000		29 @ 2000		29 @ 2000		29 @ 2000	
Fuel type		Diesel		Diesel		Diesel		Diesel	
Fuel tank capacity	ℓ	107		107		107		107	
Fuel system		Direct injection, common rail		Direct injection, common rail		Direct injection, common rail		Direct injection, common rail	
Bore x stroke	mm	96.0 x 102.0		96.0 x 102.0		96.0 x 102.0		96.0 x 102.0	
Compression ratio		16.9 to 1		16.9 to 1		16.9 to 1		16.9 to 1	
TRANSMISSION									
Type		5MT		5MT		5MT		5MT	
Gear ratios	1st	5.846		5.846		5.846		5.846	
	2nd	3.061		3.061		3.061		3.061	
	3rd	1.676		1.676		1.676		1.676	
	4th	1.000		1.000		1.000		1.000	
	5th	0.781		0.781		0.781		0.781	
	Reverse	5.447		5.447		5.447		5.447	
	Final	6.167		6.167		6.167		6.167	
DIMENSIONS									
Overall length	mm	6990		6990		6990		6270	
Overall width	mm	2065 / 2110 (Option: snorkel type air cleaner duct)		2065 / 2110 (Option: snorkel type air cleaner duct)		2065 / 2110 (Option: snorkel type air cleaner duct)		2065 / 2110 (Option: snorkel type air cleaner duct)	
Overall height	mm	2650		2650		2650		2650	
Passenger room length	mm	6280		6280		6280		5560	
Passenger room width	mm	1900		1900		1900		1900	
Passenger room height	mm	1820		1820		1820		1820	
Wheelbase	mm	3690		3690		3690		3310	
Tread: front	mm	1675		1675		1675		1675	
Tread: rear	mm	1490		1490		1490		1490	
Ground clearance	mm	205		205		205		205	
Gross vehicle weight	kg	5930		5930		5930		5930	
Minimum turning circle	m	6.6		6.6		6.6		6.0	
MECHANISM									
Brakes: front		Ventilated discs		Ventilated discs		Ventilated discs		Ventilated discs	
Brakes: rear		Drum, dual 2 leading with auto adjuster		Drum, dual 2 leading with auto adjuster		Drum, dual 2 leading with auto adjuster		Drum, dual 2 leading with auto adjuster	
Suspension: front		Taper type springs with anti-roll bar. Telescopic type shock absorbers		Taper type springs with anti-roll bar. Telescopic type shock absorbers		Taper type springs with anti-roll bar. Telescopic type shock absorbers		Taper type springs with anti-roll bar. Telescopic type shock absorbers	
Suspension: rear		Taper type springs. Telescopic type shock absorbers		Taper type springs. Telescopic type shock absorbers		Taper type springs. Telescopic type shock absorbers		Taper type springs. Telescopic type shock absorbers	
Steering		Recirculating ball type with power steering		Recirculating ball type with power steering		Recirculating ball type with power steering		Recirculating ball type with power steering	
WHEELS/TYRES									
Wheel size		5.50F x 16 steel wheels		5.50F x 16 steel wheels		5.50F x 16 steel wheels		5.50F x 16 steel wheels	
Tyres		7.50R16		7.50R16		7.50R16		7.50R16	



**Nissan's commitment to the environment**  
Nissan's environmental philosophy embraces people, vehicles and nature. In the pursuit of a sustainable mobile society, the Nissan Green Program aims to reduce the environmental impact of Nissan vehicles at every stage of the vehicle life cycle, while corporate activities address environmental challenges.

**NISSAN'S commitment to quality:** to provide all customers with a consistently high level of quality, Nissan applies the standard worldwide, to ensure that all Nissan owners enjoy peace of mind for the lives of their vehicles. The approach is based on quality from the customer's perspective on three key elements: 1. The expectation of a smooth driving experience with complete peace of mind. 2. The intangible appeal of a vehicle, its power to captivate and excite, with features that capture attention and imagination. 3. The level of attentiveness and service during the sales process, and long after the sale is concluded.

Every effort has been made to ensure that the content of this brochure is correct at the time of going to print (April 2015). This brochure has been produced featuring prototype or accessorized vehicles exhibited at motor shows and, in accordance with the company's policy of continuously improving its products, Nissan reserves the right to change the specification and the vehicles described and shown in this brochure at any time. Nissan dealers will be informed of any such modifications as quickly as possible. Please check with your local Nissan dealer to receive the most up-to-date information. Due to the limitations of the printing processes used, the colours shown in this brochure may differ slightly from the actual colours of the paint and interior trim materials used. All rights reserved. Reproduction in whole or part of this brochure without the written permission from Nissan is forbidden.